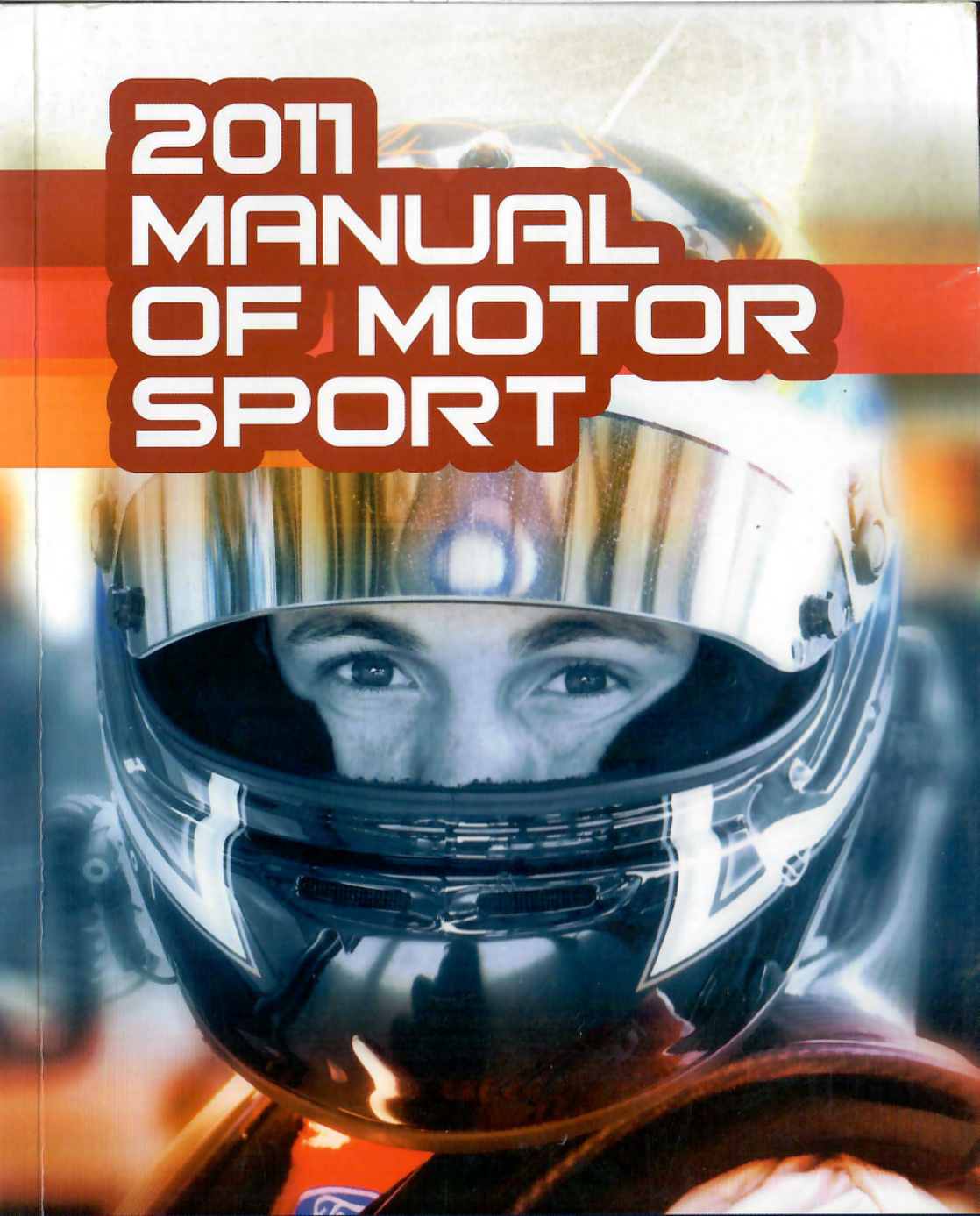


# 2011 MANUAL OF MOTOR SPORT



# CONTENTS

See margin tabs to locate sections

Foreword .....	3
CAMS Core Purpose / Core Objectives .....	6
Administration .....	9
Safety 1st / Occupational Health & Safety Policy .....	18
Flag Signals .....	20
National Competition Rules (NCR) .....	23
General Requirements for Cars and Drivers .....	45
Index .....	
Index to advertisers .....	22
<b>Goods and Services Directory .....</b>	<b>Yellow pages</b>

**For information/regulations relating to:**

**AUTO TEST**  
**GENERAL REGULATIONS OF CAMS**  
**HISTORIC**  
**JUDICIAL**  
**OFF ROAD**  
**RACE**  
**RALLY/ROAD**  
**SPEED**

**please refer to the Online Manual of Motor Sport, [www.camsmanual.com.au](http://www.camsmanual.com.au)**



As part of CAMS' commitment to the environment, this manual was printed on an environmentally-friendly paper by Vega Press, an Australian ISO-certified (14001:2004 Environmental Management Systems) company. The printing process used digital printing plates and vegetable-based inks to limit chemical use and greenhouse gas emissions.

# GENERAL REQUIREMENTS FOR CARS AND DRIVERS

(Formerly Appendix C to the National Competition Rules)

## TABLE OF CONTENTS

Definitions – Technical	46
Classification of Automobiles	48
General Requirements of Automobiles	49
– Schedule A	49
– Schedule B	49
– Schedule C	50
Apparel	51
Wheels and Tyres	58
Production Car Tyre List	58
Aerofolios and Coachwork	59
Fuel	60
Fire Extinguishers	63
Safety Harnesses and Window Nets	64
Safety Cage Structures	68
Safety Cages — drawings	73
Markings on Automobiles	80
Vehicle Log Books	83
Scatter Shields	84
Fuel Tanks & Refuelling	85
– Part 1 : Fuel Tanks	85
– Part 2 : Refuelling in Pit Lane	86
Rally Cars	88
– Schedule R - General Requirements	88

See also "Definitions – General", NCR, Part II

## BALLAST

It is permitted to complete the weight of the automobile by one or several ballasts on condition that each is a strong and unitary block, fixed by means of tools with the possibility to fix seals, placed on the floor of the cockpit, visible and sealed by the scrutineers. Ballast shall be affixed to the body by fasteners which conform to the following minimum specification – class 8.8 bolts, each of 8mm diameter, utilising reinforcement plates of at least 75mm x 50mm x 3mm under each bolt. There shall be at least one bolt per 20kg or part thereof of ballast in each ballast block with a minimum of two bolts. On automobiles with composite coachwork, ballast shall be attached to the chassis of the automobile forward of the midpoint of the wheelbase.

## BODY SHELL

The main coachwork structure of an automobile which, in the case of an automobile not having a separate chassis, constitutes the fundamental structure of the automobile. Components such as doors, bonnet, bootlid and mudguards which are readily demountable are not deemed to be part of the body shell.

## BODYWORK/COACHWORK

- externally: all the entirely suspended part of the automobile licked by the airstream;
- internally: cockpit and boot.

## CHASSIS

The structure of any automobile so constructed that the coachwork is a separate entity and not a primary load carrying element of the automobile. It foresees that the coachwork may contribute to the overall strength of the automobile, but the word "chassis" is applicable only to those automobiles in which removal of the coachwork does not affect the entity of the mechanical components of engine, transmission, suspension and unsprung part as an assembly.

## CYLINDER BLOCK

The crankcase and the cylinders.

## ELASTOMER

An elastic solid composed primarily of hydrocarbon material with widely-spaced cross-linking bonds. Such material shall have a maximum Shore (A) Hardness of 100, and a maximum tensile strength of 60MPa.

## ELASTOMERIC BUSHING

A flexible coupling between two rigid structures that provides limited radial and axial freedom of movement. Bushings with less than 4.0mm of elastomer between the rigid structures shall not be regarded as elastomeric.

## EXHAUST MANIFOLD

Part collecting together the gases from the cylinder head and extending to the first joint separating it from the rest of the exhaust system.

## FAMILY OF AN AUTOMOBILE

Different series models belonging to one and the same production series of the same manufacturer. Not fewer than the number of automobiles specified in the relevant Technical Regulations for the category of automobile with the same external general lines of the bodywork, material of the bodywork and wheelbase must have been produced in 12 consecutive months.

All models must be available through the normal commercial channels of the manufacturer.

- Variations in the following details are acceptable:
- shape and material of front and rear bumper bars

- removable aerodynamic devices (eg, spoilers, wings, sill mouldings)
- control and comfort equipment (eg, sun roof, auxiliary lamps, door handles, exterior mirrors)
- decorative strips and mouldings
- left and right hand drive versions
- versions which differ in the number of doors provided that these differ only with regard to the doors, door openings and pillars
- versions with different engine and drivetrain configuration.

## FRICION SURFACE OF THE BRAKES

Surface swept by the linings on the drum, or the pads on both sides of the disc, when the wheel achieves a complete revolution.

## FUEL TANK

Any container holding fuel likely to flow by any means whatsoever towards the main tank or the engine.

## HOT LIQUID

Any liquid being of a temperature likely to cause at least first degree burns on contact with the skin.

ID Inside diameter.

## IDENTICAL AUTOMOBILES

Automobiles belonging to the same production series and which have the same bodywork (outside and inside), same mechanical components and same chassis (even though this chassis may be an integral part of the bodywork in case of a monocoque construction).

## INTAKE MANIFOLD

- Carburettor System:** the components collecting the air-fuel mixture from the carburettor/s, and extending to the inlet ports.
- Injection System:** the components collecting the air from the air intake control device and extending to the inlet ports.
- Diesel Engine:** the components collecting the air at the air filter and extending to inlet ports.

## MAIN STRUCTURE

The fully sprung structure of the vehicle to which the suspension and/or spring loads are transmitted, extending longitudinally from the foremost front suspension mount to the rearmost mount of the rear suspension.

## MANUFACTURING STANDARDS

Unless specifically authorised in the relevant Technical Regulations for the Group or Category, it is not permitted to modify any component, even though the end result may fall within a permitted range.

## MAXIMUM VALUE

Where a quantity is specified as having a maximum value, that value shall be absolute and no tolerance shall apply.

## MEASURING TOLERANCES

Where a tolerance is expressed in the recognition documents, it shall apply, otherwise the following is applicable:

- Bore and stroke  $\pm 0.1\text{mm}$
- All machining (except bore and stroke) including fan, crankshaft bearings, connecting rod bearings, valves, ports, carburettor, venturi, manifolds and clutch:  $\pm 0.2\%$
- Distance from gudgeon pin centre line to highest point of piston crown:  $\pm 0.5\%$

- Unfinished castings: +4% - 2%
- Cam lift: + 1%
- Weight of flywheel, clutch, crankshaft, connecting rods and pistons: +7% - 0.3%
- Width of car at front and rear axles: +1% - 0.3%
- Wheelbase:  $\pm 1\%$
- Track:  $\pm 25\text{mm}$

## MECHANICAL COMPONENT

Any component of an automobile whether moving or not, which is necessary for the propulsion, suspension, steering and braking as well as any accessory which may be used in its operation.

## MECHANICALLY IDENTICAL COMPONENT

A component which performs exclusively the original function/s in the same manner as foreseen by the manufacturer and which permits the attachment of any secondary components in the original manner and without modification of that component.

## MINIMUM VALUE

Where a quantity is specified as having a minimum value, that value shall be absolute and no tolerance shall apply.

## MINIMUM WEIGHT

The weight of the empty automobile (without persons, luggage, tools or jack aboard). Any reservoir containing a liquid (eg, lubrication, cooling, brake fluid, heating if necessary) shall be filled to the level laid down by the manufacturer, with the exception of the windshield or headlight washer, brake cooling system, fuel and water injection/intercooler spray system, which shall be empty.

## MODEL OF AUTOMOBILE

All the identical automobiles belonging to a family (see Family of an Automobile) and a production series distinguishable by an identical conception and identical external general lines of the coachwork, and by an identical mechanical conception of the engine and the transmission to the wheels.

## MONOCOQUE

A form of motor vehicle body construction in which all or most of the stresses are carried by the skin.

OD Outside diameter.

## OPEN AUTOMOBILE

An automobile without a supporting structure between the tops of the windshield pillars and those of the rear window (if fitted).

## PERIMETER OF AN AUTOMOBILE

The locus delineating the horizontal extremities of an automobile.

## PRODUCTION CAR

An automobile of which the production of a certain number of identical examples within a specified period of time has been verified and which are destined for normal sale to the public. In competition, such an automobile shall retain the basic bodysell, suspension and driveline components.

## RACING WEIGHT

The weight of the automobile during or immediately after a competition including the driver wearing all normal racing apparel including helmet. No materials, liquid or otherwise, may be added prior to weighing.

## ROCKER PANELS

The external body panel extending horizontally from front to rear mudguard panels, and from sill to the lower extremity of the coachwork, when the automobile is viewed in side elevation.

## ROTARY (WANKEL-TYPE) ENGINE

Spark ignition engine based on the Wankel principle.

## SEAT

The two surfaces making up the seat cushion and seatback or backrest.

## SILL

That component of the body shell, generally in a horizontal plane, which constitutes the lower extent of a door opening.

## SPACE FRAME CHASSIS

An automobile chassis so constituted that all loads are borne by a matrix of structural sections of metal.

## SPLITTER

An aerodynamic device generally mounted horizontally to the front lower bodywork of an automobile and which is contiguous therewith.

## SPOILER

An aerodynamic device attached to an automobile which is contiguous with the bodywork and which is licked on only one surface by the airflow.

## SPORTS CAR

An automobile designed primarily for road use with at least two (2) seats equally disposed about the centreline of the automobile capable of seating two adults.

## STRESSED SKIN SPACE FRAME CHASSIS

A space frame chassis to which stress bearing panels are attached.

## TRACK

The distance between the centres of the contact patches of the tyres on the same axle as presented for competition.

## WHEEL ANGLES - LIVE REAR AXLES

Unless established otherwise by the manufacturer or included in the relevant regulations, all production-based automobiles utilising a live rear axle are deemed to be configured with parallel wheel planes.

## WHEEL

**Wheel:** flange and rim.

**Complete Wheel:** flange, rim and tyre. For measurement the tyre shall be inflated to the tyre manufacturer's recommended pressure.

## WING

An aerodynamic device attached to an automobile which is licked on both upper and lower surfaces by the airflow.

# CLASSIFICATION OF AUTOMOBILES

## I. RECORDS

For the purpose of attempting CAMS speed and/or endurance records, automobiles will be classified according to their calculated effective engine capacity, using the relevant factors as noted below. Automobiles shall then be placed in one of the following classes:

Vehicles with positive displacement reciprocating engines:

Below 250cc	Class 1
251-350cc	Class 2
351-500cc	Class 3
501-750cc	Class 4
751-1100cc	Class 5
1101-1500cc	Class 6
1501-2000cc	Class 7
2001-3000cc	Class 8
3001-5000cc	Class 9
5001-8000cc	Class 10
Over 8000cc	Class 11

(See "Supercharging", below.)

## 2. GENERAL

Applicable to all competition (excluding records) unless specifically noted otherwise.

- 2.1 **Rotary Combustion (Wankel-type) Engines:**  
The nominal engine capacity will be calculated by the following formula: 1.8 times the volume determined by subtracting the minimum capacity of the working chamber/s from its/their maximum capacity unless otherwise specified in Group technical regulations.
- 2.2 **Supercharging:** The nominal cylinder capacity for a supercharged engine shall be multiplied by a factor of:
- for spark ignition engines = 1.7
  - for Diesel engines = 1.5
- and the automobile will be classified in all respects corresponding to the effective capacity thus obtained.
- 2.3 **Automobiles with Electric, Turbine, Steam or Hybrid Engines:** Class allocation for competition purposes will be made on application to CAMS.

## 3. COMPETITIONS

For international competitions, the class structure shall be in accordance with the ISC.

For other competitions, automobiles shall be classified as below.

Event organisers are permitted to amalgamate any adjoining classes, but shall use only the class limits stated for the relevant category or group.

Competitions shall be conducted only in accordance with the following categories, unless varied by CAMS.

- 3.1 **1st Category: Racing Cars**  
Australian Formula 2  
Formula 4000  
Formula Ford, Formula Ford 1600  
Formula Vee  
Formula 3  
Formula Libre (up to 1300, 1301-2000, 2001-3000, 3001-5000cc)
- 3.2 **2nd Category**  
(i) Sports Cars:  
Up to 1300cc 1301-1600cc  
1601-3000cc 3001-6000cc  
Above 6000cc
- (ii) Marque Sports Cars:  
Up to 1300cc 1301-1600cc  
1601-3000cc 3001-6000cc  
Above 6000cc
- 3.3 **Sports Sedans**  
Up to 1600cc 1601-2000cc  
2001-3000cc 3001-4000cc  
4001-6000cc
- 3.4 **3rd Category: Touring Cars**  
Up to 1300cc 1301-1600cc  
1601-2000cc 2001-3000cc  
Over 3000cc
- 3.5 **Improved Production Cars**  
0-1600cc 1601-2000cc  
2001-3000cc 3001-6000cc
- 3.6 **HQ Holdens**  
As specified in the Group regulations.
- 3.7 **4th Category (Off Road Automobiles)**  
As specified in Group regulations.
- 3.8 **5th Category: Historic Cars**  
As specified in Group regulations.
- 3.9 **6th Category: Other Automobiles**  
As specified in the relevant regulations.

# GENERAL REQUIREMENTS OF AUTOMOBILES

## SCHEDULE A

EACH AUTOMOBILE (EXCEPT A SUPERKART) SHALL, OF NECESSITY, IN ANY COMPETITION:

1. comply with the definition of an automobile;
2. be fitted with protection between engine and driver's compartment to prevent the passage of flame;
3. be so constructed to minimise the entry of foreign matter into the driving compartment from the road or road wheels;
4. have any propeller shaft and universal joints, if passing through the cockpit, fitted in a fixed casing;
5. have any driving chain effectively guarded;
6. have each fuel tank vented externally to the bodywork;
7. if manufactured prior to 1 January 1978 (or otherwise not complying with ADR25A) and not registered for use on public roads, have any steering column locking device removed or disabled;
8. be fitted with a safety cage as required by Schedule J;
9. use only fuel compliant with Schedule G;
10. have any window or windscreen fitted made from a material which is clear or, if tinted, compliant with AS 2080;
11. have a safety harness as required by Schedule I;
12. have any container within the cockpit which can hold more than 500mL of hot liquid (other than a series heater core) enclosed in a sealed compartment;
13. where fitted with rigid brake pipes have such pipes made of steel ["Bundy" tubing or equivalent], unless it is an automobile of the 5th Category which is fitted with original components. The installation must be such to protect the pipes against vibration and damage; and
14. have any camera/video recorder attached to the automobile as prescribed in the relevant Technical Document contained on the CAMS Online Manual of Motor Sport – [www.camsmanual.com.au](http://www.camsmanual.com.au)

## SCHEDULE B

EACH AUTOMOBILE (EXCEPT A SUPERKART) SHALL, OF NECESSITY, IN ANY SPEED EVENT OR RACE BE:

1. fitted with two separate fasteners on any front-opening panel;
2. fitted with a fire extinguisher compliant with Schedule H;
3. so constructed that any longitudinal propeller shaft shall be protected from striking the ground;
4. fitted with wheels and tyres compliant with Schedule E;
5. compliant with Schedule F if fitted with any aerodynamic device;
6. compliant with Schedule M if fitted with a scatter shield;
7. fitted with a return mechanism which in the event of any throttle linkage failure will close each throttle;
8. fitted with a dual circuit braking system save for automobiles manufactured prior to 31 December 1973 or of the 5th Category;
9. fitted with a driver-operable reverse gear save for automobiles of the 5th Category and Formula Libre;
10. fitted with sideways or rearward-facing exhaust outlets. If rearwards, the outlet/s shall be between 100mm and 450mm above the ground and shall not protrude more than 150mm beyond the rearmost portion of the automobile. If directed sideways, the outlet/s must be located rearward of the midpoint of the wheelbase. In any case, they shall not project beyond the maximum width of coachwork or terminate more than 50mm within the plan view of the adjacent coachwork;
11. save for 1st Category automobiles, be fitted with a bulkhead constructed from a flame- and liquid-proof material. If the material is clear it shall be a minimum of 6mm thick. This bulkhead shall effectively seal the cockpit from the fuel tank or re-fuelling system;
12. configured such that the sound emitted when measured 30m from the track edge does not exceed 95dB(A) unless event regulations set a lower limit;
13. fitted with a steering wheel not incorporating any wood, unless such is the original component of the automobile;
14. Notwithstanding the above requirements automobiles registered for unrestricted road use shall not, when competing in Drifting, Single- and/or Multi-car speed events (other than racing), be required to comply with the provisions of sub-sections 3, 6, 8 and 15 of this Schedule.

### Additionally:

15. If fitted with any crankcase breather discharging to the atmosphere, each breather be vented into a catch tank of minimum capacity of two litres for engines up to 2000cc or three litres for over 2000cc. Regulations for competitions on unsealed surfaces may waive this requirement;
16. For races and multi-start speed events, have an adhesive cover of a colour other than red to prevent the spillage of broken glass on all external forward-facing glass components, save for the windscreen;
17. Display a blue triangle of sides 150mm indicating the location of the battery.

## SCHEDULE C

EACH AUTOMOBILE IN A CIRCUIT RACE (EXCEPT A SUPERKART) SHALL, OF NECESSITY, IN ADDITION TO THE PROVISIONS OF SCHEDULES A & B, BE FITTED:

1. only with laminated glass in any glass windscreen. Windows, including windscreens, shall not be coloured or tinted unless fitted as standard to a production automobile;
2. with wheels and tyres in compliance with Schedule E. No tyre shall have been retreaded, recapped, repaired or re-conditioned in any way;
3. with bodywork which generally encloses (when viewed from above and each side) the chassis frame and basic mechanical elements, from the front of the automobile rearwards at least as far as a transverse vertical plane immediately to the rear of the driver's seat;
4. with not fewer than two functional rear vision mirrors each of at least 50cm<sup>2</sup>;
5. with a fuel tank as specified in Schedule N;
6. with visible towing points (capable of accepting a 40mm OD cylindrical test object) fitted forward of the front axle and rearwards of the rear axle and capable of towing the automobile on a sealed surface with its wheels locked;
7. only with such replacement seat which in closed cars first registered with CAMS after 1 January 1980, and in which the relevant regulations permit the replacement of the driver's seat:
  - incorporates a head restraint;
  - does not incorporate adjustment of the rake of the squab;

### Additionally:

8. Where an automobile does comply with the ADR for seat mountings, the seat shall be mounted to the main structure by not fewer than four grade 8.8 bolts of minimum diameter 8mm. Where the seat is affixed to an un-reinforced section of the floor pan, each attachment point shall be reinforced by the use of a plate of not less than 75mm x 50mm x 3mm thick;
9. On each automobile, other than those of the 5th Category, fitted with an electric fuel pump, the pump power supply must cut off in a maximum of six seconds after the engine stops;
10. Each automobile of the 2nd and 3rd Category shall be equipped with a battery isolation (master) switch which isolates the battery and stops the engine. It shall be capable of being operated by the driver in his normal seated position. There must be a second switch, or a remote means of operating the main switch, from the vicinity of the base of the A pillar on the driver's side or, for an automobile with no A pillar, in a comparable position. This external device shall be clearly marked by a symbol showing a red spark in a white-edged blue triangle of minimum edge length 150mm.
11. For a non-road-registered series production-based automobile any cable-operated release bonnet mechanism must be disabled and replaced with at least two fasteners which hold the bonnet closed.

## SCHEDULE D - APPAREL

1. The requirement for specified apparel for participants in motor sport is noted in NCR 141. These requirements vary in relation to the overall risk of the activity and, where appropriate, with regard to FIA and/or local civil authority regulations.  
The tables below shall be used to determine the level and type of apparel required for a given event.

### 2. APPLICATION

The letters in the following tables represent the applicable standard as detailed in Article 3. These are referenced by apparel type and status of the competition.

The standards set out in this Article are the

minimum requirement for the competition or activity listed.

The status of the application refers to the level of competition entered at a given meeting, not the status of the event/meeting.

### Notes:

- NA = not applicable
- NR = no standing minimum requirement set by CAMS
- Any international competition listed on the FIA International Calendar will be subject to the standard of apparel detailed in the applicable FIA regulations and these will supersede the requirements set out below should a conflict exist.

### 2.1 Race

	Motor Racing					Superkarts					Private Practice	Demonstrations	Parades	Passenger in Vehicle Activity
	Club	Multi-Club	State	National	International	Club	Multi-Club	State	National	International				
Helmet	B	B	B	B	A	C	C	C	C	A <sup>2</sup>	B	B	NR	B
Frontal Head Restraint	B	B	B	B	A	B	B	B	B	B <sup>2</sup>	B	B	NR	B
Flame-retardant Overalls / Other Outerwear	B	B	B	B	A	E <sup>1</sup>	E <sup>1</sup>	E <sup>1</sup>	E <sup>1</sup>	E <sup>2</sup>	B	B	NR	B
Flame-retardant Underwear	B	B	B	B	A	C	C	C	C	A <sup>2</sup>	B	B	NR	B
Flame-retardant Balaclava	B	B	B	B	A	D	D	D	D	A <sup>2</sup>	B	B	NR	B
Footwear	A	A	A	A	A	D	D	D	D	A <sup>2</sup>	A	A	NR	A
Socks	A	A	A	A	A	C	C	C	C	C <sup>2</sup>	A	A	NR	B
Gloves	A	A	A	A	A	D	D	D	D	D <sup>2</sup>	A	A	NR	A

### Motor Racing notes:

A full-face helmet is highly recommended for a driver of an open car.

### Superkart notes:

- <sup>1</sup> For each 250cc class driver the suit must be made of leather.
- <sup>2</sup> Refer FIA/CIK requirements

**FREECALL 1800 804 778**  
**www.revolutionracegear.com.au**

**REVOLUTION RACEGEAR**

### 2.2 Rally/Road

	Gravel					Tarmac					Other					Private Practice	Demonstrations	Parades	Passenger in Vehicle Activity
	Club	Multi-Club	State	National	International	Club	Multi-Club	State	National	International	Club	Multi-Club	State	National	International				
Helmet	B	B	B	B	A	B	B	B	B	A	D	D	D	D	NA	B	B	NR	B
Frontal Head Restraint	B	B	B	B	A	B	B	B	B	A	C	C	C	C	NA	B	B	NR	B
Flame-retardant Overalls / Other Outerwear	D	D	C	B	A	C	C	B	B	A	F	F	F	F	NA	D	D	NR	D
Flame-retardant Underwear	B	B	B	B	A	B	B	B	B	A	C	C	C	C	NA	B	B	NR	B
Flame-retardant Balaclava	C	C	B	B	A	B	B	B	B	A	D	D	D	D	NA	C	C	NR	C
Footwear	B	B	B	A	A	B	B	A	A	A	C	C	C	C	NA	B	B	NR	B
Socks	B	B	B	A	A	B	B	A	A	A	C	C	C	C	NA	B	B	NR	B
Gloves (not mandatory for co-drivers)	B	B	B	A	A	B	B	A	A	A	C	C	C	C	NA	B	B	NR	B

#### Gravel Rally notes:

Gravel Rallies include Special Stage, Non-Special Stage and Rallysprints.

The wearing of a helmet and flame-retardant apparel is not mandatory in liaison/transport sections.

A full-face helmet is highly recommended for the crew of an open car.

#### Tarmac Rally notes:

Tarmac Rallies include Special Stage, Targa Rallies and Rallysprints.

#### Other Rally/Road Event notes:

Other rally/road events include Touring Assemblies, Economy Runs and other road events complying with civil road rules.

For Touring Road Events the apparel requirements applicable to the sub-event being conducted shall apply.

### 2.5 Autotest

	Motorkhana					Khanacross					Practice/Testing	Demonstrations	Parades	Passenger in Vehicle Activity
	Club	Multi-Club	State	National	International	Club	Multi-Club	State	National	International				
Helmet	D/ B <sup>1</sup>	D/ B <sup>1</sup>	D/ B <sup>1</sup>	D/ B <sup>1</sup>	NA	B	B	B	B	NA	D <sup>1</sup> / B <sup>1</sup>	D <sup>1</sup> / B <sup>1</sup>	NR	D <sup>1</sup> / B <sup>1</sup>
Frontal Head Restraint	C	C	C	C	NA	C	C	C	C	NA	C	C	NR	C
Flame-retardant Overalls / Other Outerwear	F	F	F	F	NA	F/ D <sup>1</sup>	F/ D <sup>1</sup>	F/ D <sup>1</sup>	F/ D <sup>1</sup>	NA	F/ D <sup>2</sup>	F/ D <sup>2</sup>	NR	F/ D <sup>2</sup>
Flame-retardant Underwear	C	C	C	C	NA	C	C	C	C	NA	C	C	NR	C
Flame-retardant Balaclava	D	D	D	D	NA	D	D	D	D	NA	D	D	NR	D
Footwear	C	C	C	C	NA	C	C	C	C	NA	C	C	NR	C
Socks	C	C	C	C	NA	C	C	C	C	NA	C	C	NR	C
Gloves (not mandatory for co-drivers)	C	C	C	C	NA	C	C	C	C	NA	C	C	NR	C

#### Motorkhana notes:

<sup>1</sup> Each driver of a Motorkhana special is required to wear a helmet to level B standard.

#### Khanacross notes:

<sup>1</sup> Drivers of open vehicles and specials are required to comply with Level D outerwear.

#### Notes:

<sup>1</sup> The helmet standard of the relevant discipline upon which the activity is based shall apply.  
<sup>2</sup> In Khanacross-based activity, drivers and passengers in open vehicles are required to comply with Level D outerwear. Each driver and (where applicable) passenger in a Motorkhana special is required to wear a helmet to the B standard.

### 2.3 Off Road

	Club	Multi-Club	State	National	International	Practice/Testing	Demonstrations	Parades	Passenger in Vehicle Activity
Helmet	B	B	B	B	NA	B	B	NR	B
Frontal Head Restraint	B	B	B	B	NA	B	B	NR	B
Flame-retardant Overalls / Other Outerwear	C	C	C	C	NA	C	C	NR	C
Flame-retardant Underwear	B	B	B	B	NA	B	B	NR	B
Flame-retardant Balaclava	B	B	B	B	NA	B	B	NR	B
Footwear	B	B	B	B	NA	B	B	NR	B
Socks	B	B	B	B	NA	B	B	NR	B
Gloves (not mandatory for co-drivers)	B	B	B	B	NA	B	B	NR	B

#### Off Road notes:

A full-face helmet is highly recommended for any crew member of a car without a windscreen.

### 2.4 Speed (includes Drifting & Regularity)

	Club	Multi-Club	State	National	International	Practice/Private Practice	Demonstrations	Parades	Passenger in Vehicle Activity
Helmet	B	B	B	B	A	B	B	NR	B
Frontal Head Restraint	B	B	B	B	A	B	B	NR	B
Flame-retardant Overalls / Other Outerwear	D	D	D	D	A	D	D	NR	D
Flame-retardant Underwear	B	B	B	B	A	B	B	NR	B
Flame-retardant Balaclava	C	C	C	C	A	C	C	NR	C
Footwear	B	B	B	B	A	B	B	NR	B
Socks	B	B	B	B	A	B	B	NR	B
Gloves (not mandatory for co-drivers)	B	B	B	B	A	B	B	NR	B

#### Speed notes:

A full-face helmet is highly recommended for a driver of an open car.

**BELL HELMETS**

HF3 Carbon, Re3, GT5 Pro, Mag 7, MR Pro Rally, KF3 Sport, Sport 5, KC3 - CMR

**The WORLD'S BEST RANGE**  
Of MOTORSPORT HELMETS JUST GOT BETTER

**Stib HELMETS AND COMMUNICATION SYSTEMS**

ST4 Composite, WRC Des Composite

**Arai**

Jet F, GP5-W, GP6-S

**REVOLUTION RACEGEAR**

**FRECALL 1800 804 778**  
[www.revolutionracegear.com.au](http://www.revolutionracegear.com.au)

### 3. APPAREL STANDARDS

#### 3.1 Helmet

As specified in FIA Technical List 25 (see <a href="http://www.fia.com">www.fia.com</a> ):	
FIA 8860-2004	FIA standard
Snell [SAH] 2010, SA2010, SA2005	USA standard
<b>A</b> Snell SA2000 (to be reclassified to Level B after 31/12/2014)	USA standard
SFI 31.1A, 31.2A	USA standard
BS 6658-85 Type A/FR (not valid after 31/12/2013)	British standard
Level A	
AS1698	Australian standard
Snell SA95 (not valid after 31/12/2012)	USA standard
<b>B</b> SFI 24.1 (youth helmet standard)	USA standard
E22 (with 03, 04 or 05 amendments)	European standard
BS 6658-85 Type A (including amendments)	British standard
Full face helmet to:	
Level A standard	
Level B standard or	
<b>C</b> Snell M2000, M2005, M2010 (valid for Superkart competition only)	USA standard
<b>D</b> Not mandatory	

#### 3.2 Frontal Head Restraint

<b>A</b> FIA 8858-2002 standard (see <a href="http://www.fia.com">www.fia.com</a> )
<b>B</b> Not mandatory, FIA standard device recommended
<b>C</b> Not mandatory, recommended where circumstances are appropriate

#### 3.3 Flame-retardant Overalls / Other Outerwear

<b>A</b> FIA 8856-2000 standard (see <a href="http://www.fia.com">www.fia.com</a> )
<b>B</b> Level A; FIA 1986
<b>C</b> Level A; Level B; SFI 3.2A/1 (single layer) or superior SFI standard
<b>D</b> Clothing from ankles to neck to wrists. Clothing of flammable synthetic material, such as nylon, is not acceptable. Level A, B or C overalls are recommended.
<b>E</b> A one- or two-piece abrasion-resistant 'race' suit which is securely fastened at the wrists and ankles, and also at the waist on a two-piece suit. The material may be leather, Cordura®, Cordulon® or equivalent. Some classes/groups may require a suit of leather.
<b>F</b> Minimum of short sleeve shirt/t shirt and short pants

#### 3.4 Flame-retardant Underwear

<b>A</b> FIA 8856-2000 standard (see <a href="http://www.fia.com">www.fia.com</a> )
<b>B</b> Not mandatory; FIA-standard flame-retardant underwear is recommended
<b>C</b> Not mandatory

#### 3.5 Flame-retardant Balaclava

<b>A</b> FIA 8856-2000 standard (see <a href="http://www.fia.com">www.fia.com</a> )
<b>B</b> A Level A balaclava is required, except where the driver/co-driver is wearing a helmet to Level A standard. If a Level A helmet is worn, the wearing of a flame-retardant balaclava is not mandatory, but is recommended
<b>C</b> Not mandatory; motor sport standard recommended
<b>D</b> Not mandatory

#### 3.6 Footwear

<b>A</b> FIA 8856-2000 standard (see <a href="http://www.fia.com">www.fia.com</a> )
<b>B</b> Level A or shoes with leather uppers that cover the foot.
<b>C</b> Shoes which have a leather upper but which include elasticised ankle regions are acceptable (eg, elastic-sided work boots)
<b>C</b> Enclosed shoes
<b>D</b> Abrasion-resistant footwear which covers and protects the ankles

#### 3.7 Flame-retardant Socks

<b>A</b> FIA 8856-2000 standard (see <a href="http://www.fia.com">www.fia.com</a> )
<b>B</b> Not mandatory; FIA-standard flame-retardant socks are strongly recommended
<b>C</b> Not mandatory

#### 3.8 Gloves

<b>A</b> FIA 8856-2000 standard (see <a href="http://www.fia.com">www.fia.com</a> )
<b>B</b> Not mandatory; FIA-standard flame-retardant gloves are strongly recommended
<b>C</b> Not mandatory
<b>D</b> Abrasion-resistant gloves that cover and protect the hands and wrists (including the fingers)

#### 4. FURTHER REQUIREMENTS

These requirements are in addition to the other Articles of Schedule D.

##### 4.1 General

Each driver/competing crew member shall continue to comply with the requirement of NCR 141 until such time as they leave their automobile, or for rally/road events until the completion of a competitive section/stage – refer also to Article 2.2.

Apparel shall be worn as the manufacturer intended.

Individual category or event regulations may require higher standards of apparel than those detailed in Article 2. In such cases the higher standard shall apply.

##### 4.2 Badges and Embroidery

The attachment of badges and use of embroidery on competitor's overalls can have a detrimental effect on the protection afforded by the garment.

- (i) **Badges:** For apparel complying to the FIA 8856-2000 Standard, it is mandatory that all badges attached to the garment have a flame-resistant backing, and be attached only with flame-resistant thread to the outer layer of the garment only. For all garments the number and size of badges should be kept to

**rpm RACEWEAR**

RPM Indy 2 Boots

RPM Club Glove - 3 colours

RPM XTech Glove - 3 colours

RPM Balaclava 5 colours

Nomex Socks - 3 Sizes

**REVOLUTION RACEGEAR**

**FRECALL 1800 804 778**  
[www.revolutionracegear.com.au](http://www.revolutionracegear.com.au)

RPM underwear sold in set (tops & bottoms)



the minimum required to meet commercial and regulatory obligations.

- (ii) **Embroidery:** For apparel complying to the FIA 8856-2000 Standard, it is mandatory that all embroidery be done using flame-resistant thread. Embroidery is only permitted to the outer layer of the garment. This is strongly recommended for all apparel.

**4.3 Helmet Requirements and Advice**

**(a) Modifications**

Other than as provided in this regulation, and then only for the purpose of fitting anchorage points for the attachment of an approved head restraint device, no helmet may be modified from its specification as manufactured except in compliance with instructions approved by the manufacturer and one of the standards organisations listed above, which certified the model concerned.

**(b) Frontal Head Restraints**

The fitment of tether posts for a HANS® device and anchorage points for other approved head restraint devices must be carried out strictly in accordance with the restraint manufacturer's fitting instructions and any guidelines published by the helmet manufacturer. Any holes drilled for the fitment of anchorage points must fall outside the impact test area defined by the relevant helmet standard.

Without limiting the general prohibition of helmet modification outlined in 4.3(a), it is nevertheless permissible to fit anchorage points for the attachment of approved head restraint devices to helmets complying with the following standards: Snell SA95, 2000 and 2005; SFI Spec 31.1, 31.2, 31.1A and 32.2A; BS 6658-85 Type A and A/FR; and FIA 8860-2004.

\* HANS is a registered trademark of Hubbard Downing Inc.

**(c) Communications Systems**

The FIA has advised that communication systems in helmets must have been tested with that model of helmet for standard assessment. Any subsequent additions or modifications to facilitate communication or breathing devices may invalidate helmet certification.

**(d) Decoration**

Decoration of helmets is potentially dangerous, and members are warned of the hazard of using paint on approved helmets. Paint, stickers and transfers, or surface treatments can react with helmet shell material and affect its protective capacity; therefore, where a manufacturer provides guidelines or restrictions on the painting or decoration of helmets, these must be followed, using only paint or surface treatment specified by them (eg, air drying acrylic, polyurethane enamel or others) and preferably a painter having their approval. This is particularly important for injection-moulded shells which are not usually suitable for painting.

The shell being painted should be efficiently masked as paint penetrating the interior can affect the performance of the helmet liner.

Paints requiring heat curing should not be used and any process should not exceed the maximum temperature of conditioning of the helmet in the standard to which it is approved.

The manufacturer's instructions should also be consulted for any considerations on the use of stickers and transfers.

**(e) Accidents & Damage**

Competitors are cautioned against using a helmet which has been damaged or involved in accident.

**4.4 Goggles & Visors**

Goggles or visors must be worn by drivers of open cars. Those with glass lenses of any kind are not acceptable. Lenses shall be of a plastic material, with high-impact resistance, satisfactory optical qualities and complying with Australian Standard Specification AS 1609-1981, BS4110Z or equivalent international standard.

**NOTE:** Goggles must be configured so as to minimise the entry of dust into the eye from any angle, and be positively retained by an elastic strap behind the head or helmet. Conventional-style glasses are not acceptable.

**4.5 Hearing Protection**

It is recommended that hearing protection devices (eg, ear plugs) be worn at all times when exposed to high levels of noise.

**4.6 Pit Crew Apparel – Circuit Races**

Each person working on automobiles in the pit or paddock area must at least wear shoes and socks, short pants and a short sleeved shirt. On race day, each pit crew must be neatly attired. The Promoter is authorised to refuse entry to the pit area of any person unsuitably attired.

In a circuit race where a refuelling operation is permitted, each person involved in such operation or who is working within one metre of the refuelling or venting point must be attired in the following:

- One-piece overalls of flame-resistant materials extending from neck to wrists to ankles. Where such overalls consist of a single layer of material, separate flame-resistant underwear extending from neck to wrists to ankles must also be worn.
  - A flame-resistant balaclava which covers the entire head and neck save for one or two eye openings, unless a helmet providing a similar level of protection is worn.
  - Goggles which cover all exposed areas of skin not covered by the balaclava, or a full-face helmet and visor.
  - Shoes of leather or other flame-resistant materials which completely cover the feet and which fit closely around the ankle to minimise the ingress of spilt fuel. The soles must be resistant to fuel.
  - Those directly handling fuel shall require socks and gloves which comply with the requirements of the FIA 1986 or 8856-2000 standard.
- 4.7 Superkart Races and Practice**  
A superkart driver may wear appropriate wet weather clothing in addition to that specified.
- 4.8 Moratoriums**  
(a) There is a moratorium on the implementation of any changes to apparel requirements, save for any identified and pressing safety related requirements which may arise or become evident, for non-international events, until 31 December 2012.



**Driver to Crew Communication**



Steering Wheel not included

**In Car Communications**



**REVOLUTION RACEGEAR**

**FRECALL 1800 804 778**  
[www.revolutionracegear.com.au](http://www.revolutionracegear.com.au)

**AUSTRALIA'S LARGEST RANGE OF HANS DEVICES**



available in 4 different angles – 10, 20, 30 & 40 degrees with 5 sizes including Super Small, Small, Medium, Large and XLarge

available in 2 different angles – 20 & 30 degrees with 3 sizes including Super Small, Medium, Large and XLarge

**FRECALL 1800 804 778**  
[www.revolutionracegear.com.au](http://www.revolutionracegear.com.au)

**REVOLUTION RACEGEAR**

\* Confederation of Australian Motor Sport Ltd. All use subject to Conditions of Use at [www.camsmanual.com.au](http://www.camsmanual.com.au)

\* Confederation of Australian Motor Sport Ltd. All use subject to Conditions of Use at [www.camsmanual.com.au](http://www.camsmanual.com.au)

## SCHEDULE E - WHEELS AND TYRES

The following requirements and parameters apply to each automobile.

### 1. RIM WIDTH

The maximum rim width may be prescribed in category or class regulations.

If a steel centre is used, the following restrictions apply subject to the maximum specified in the category or class regulations.

- (a) **Racing Cars of the 1st Category and Sports Cars (Group 2A and 2C):**
- up to and including 2000cc capacity: 8.5"
  - over 2000cc capacity: 10"
- (b) **Other automobiles of the 2nd Category and Touring Cars of the 3rd Category:**
- when a steel wheel centre supplied by a vehicle manufacturer as original vehicle equipment is used, any rim attached to such centre shall not be more than 2" wider than the rim originally fitted to such centre.
  - when a steel centre other than that supplied by a vehicle manufacturer as original vehicle equipment is used, no widening is permitted.

### 2. TYRES

- 2.1 Tyre fitment shall be in accordance with the Tyre and Rim Association Manual; otherwise the tyre manufacturer's specifications shall apply.
- 2.2 Tread wear indicators as provided by the tyre manufacturer shall be the definitive indicator of tread depth.
- Prior to practice or racing, each tyre must have tread in excess of the wear indicator save on the shoulder where localised wear may occur.

### 3. WET WEATHER TYRES

In wet conditions and with the approval of the Stewards of the Meeting, the Clerk of the Course may declare "untreaded tyres are not to be used at the commencement of the competition".

### 4. CONTROL TYRES

A Control Tyre is the tyre specified for a particular Group, class, competition etc and shall not be modified other than by the reduction of tread depth.

### 5. TYRE PRESSURE CONTROL VALVES

Any control valves that automatically manage tyre pressure are forbidden.

### 6. VALVE CAPS

Each tyre valve shall be fitted with a cap which effectively prevents leakage in use.

### 7. WHEEL SPACERS

A maximum of one, metallic spacer may be used behind each wheel.

### 8. RIM PROFILE/INNER TUBES

Any tyre fitted to a rim without safety profiles must be fitted with an inner tube.

## PRODUCTION CAR TYRE LIST

Manufacturer	Tyre
Bridgestone	RE 540S, RE55
Continental	Conti Competition C1
Dunlop	Formula R (D83J, D84J, D93J, D01J, DZ02G, DZ03G), Formula 901, Formula W10, SP Super Sport Race
Federal	595 RSR, FZ201
Hoosier	Street TD
Hankook	Ventus
Kumho	Ecsta V700, V70A
Michelin	Pilot Sport Cup, TB15
Ohtsu	Falken Azenis, Azenis RT215
Pirelli	P Zero C, P Zero Corsa
Silverstone	FTZ Sport Type RR, S575, S585
Toyo	Proxes RA-1, Proxes R888, Trampion R881
Yokohama	A021R, A032R, A038R, A039R, A048R, A050

New tyres to be added to this list shall be generally and commercially available from stocks normally kept within Australia.

CAMS reserves the right to remove tyres from this list at any time.

To be considered for addition to the Production Car Tyre List, each tyre must have a moulded tread pattern across the entire width of the working area of the tyre. Such tread shall incorporate a void ratio of a minimum 10% of the total contact surface in the unworn tyre, and at least 5% when the tyre is worn to the tread wear indicators.

## SCHEDULE F - AEROFOILS

The following are the CAMS parameters regarding the fitting of aerofoils and other aerodynamic devices to cars.

1. For each automobile (1st, 2nd, 3rd, 4th, 5th and 6th Categories) coachwork shall be deemed to include all external parts of the automobile which extend above the highest point of either the front or rear complete wheels (with tyres) with the exception of units definitely associated with the functioning of the engine or transmission and the roll bar.

Any specific part of the automobile which has an aerodynamic influence on the stability of the automobile must be mounted on the entirely sprung part of the automobile and shall be firmly fixed whilst the automobile is in motion.

Neither the roll bar nor any of the units associated with the functioning of the engine or transmission shall have an aerodynamic effect by creating vertical thrust.

All external projections swinging in a horizontal plane shall have a minimum radius of 15mm. The leading edge of any aerofoil fixed to the front of the automobile shall not be sharp.

Switches for battery isolation and fire fighting equipment may project beyond the coachwork without infringing regulations.

### 2. 2ND CATEGORY

Each automobile shall comply with the following requirements (except for an automobile which

complies with Group 2C Regulations):

The highest point of any forward facing gap in the coachwork shall not be situated above a horizontal plane 800mm above the lowest point of the entirely sprung structure of the automobile. The maximum width of coachwork shall not exceed by more than 200mm the maximum width between the two vertical planes tangent to the outer faces of the front/rear wheels.

### 3. 1ST CATEGORY

Each automobile shall comply with the following requirements:

- 3.1 No element of coachwork may exceed in height a horizontal plane situated at 900mm above the ground. Neither the roll bar nor any of the units associated with the functioning of the engine shall be included. Measurements are to be taken with the driver on board.
- 3.2 Each automobile of a type registered at 1 January 1975, but constructed after 1 July 1975; and each automobile of a type not registered at 1 January 1975, but constructed after 1 January 1976; and each automobile registered at 1 January 1975, but which have subsequently been substantially varied; must all comply with the following requirements:

Table for Art. 3.2

	F4000	F2	F/FORD
• Maximum width ahead of front wheels	1,500mm	1,500mm	950mm
• Maximum width ahead of front wheels, above height of wheel rims	1,100mm	1,100mm	950mm
• Maximum width between front and rear wheels + deformable	1,300mm	1,100mm +200mm	1,300mm
• Maximum width behind rear wheels	1,100mm	1,100mm	1,100mm
• Maximum front overhang		1,000mm	
• Maximum rear overhang (from centre of wheel/axle)	800mm	1,000mm	

- 3.3 Each wheel shall be external to the coachwork.

- 3.4 Unless otherwise specified in technical regulations the coachwork opening giving access to the cockpit must be at least 600mm long; and 450mm wide, maintained over 300mm from the rearward point of the seat backrest towards the front. It must be able

to be entered or left without it being necessary to open a door or remove a panel. Sitting at his steering wheel the driver must be facing forwards. Moreover, the cockpit must be so conceived that the maximum time necessary for the driver to get out does not exceed five seconds.

## SCHEDULE G - FUEL

### I. GENERAL

All fuel used in competition must comply with the prescriptions of this Schedule. All fuel must be used without additives other than those permitted herein. Other than for pump fuel, the mixing of fuels from different oil companies, or of different grades and/or types of fuel from the same oil company is forbidden.

An oil company shall be deemed to be either:

- a company with oil refining capacity either in Australia or internationally; or
- a company with roadside retail fuel bowser outlets within Australia; or
- a marketing company with national distribution capability, and specifically recognised by CAMS.

### 2. COMMERCIAL FUEL

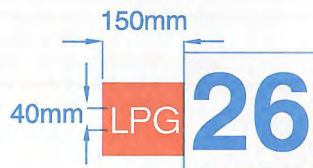
**Commercial Fuel:** Petrol, automotive diesel or liquefied petroleum gas (LPG) or ethanol blended fuel, eg, "E85" (as defined below) produced by an oil company and available for commercial sale in all States and mainland Territories of Australia. With the exception of ethanol blended fuels, all fuel shall comply with the Fuel Standards Determinations made under Section 21 of the Fuel Quality Standards Act (2000).

Ethanol blended fuel is defined as only containing the following constituents:

- Anhydrous fuel grade ethanol (85% ± 1%) v/v
- Unleaded petrol (15% ± 1%) v/v
- Corrosion inhibitor (optional)
- Colouring dye (optional)
- Other constituents (0.2% max) v/v

Fuel which is the subject of Approvals made under Section 13 of the Fuel Quality Standards Act (2000) shall not be regarded as Commercial Fuel.

- 2.1 Pump Fuel:** A commercial fuel (as defined above) petrol available for sale on demand from a roadside retail bowser outlet at each of at least five separate service stations in each of at least three Australian States. A mixture of Pump Fuels is permitted (eg, brands of ULP may be mixed; ethanol-blended fuels, ULP or diesel may not be mixed).
- 2.2 Liquefied Petroleum Gas:** A commercial LPG being either butane, propane or a mixture of both, and of a type which is dispensed from a roadside retail bowser. Where an automobile utilises LPG, a sign in the form of the white letters LPG on a red reflective background, as per drawing G-1, must be placed immediately to the left and centralised vertically to all competition numbers.



Drawing G-1

Unless specifically approved otherwise by CAMS, LPG must not be used in circuit races involving re-fuelling.

- 2.3 Diesel:** Diesel fuel must be gas oil corresponding to the following specifications:
- hydrocarbon level, 99.0 % by weight minimum
  - specific gravity, 860 kg/m<sup>3</sup> maximum
  - cetane number 55 maximum (ASTM D 613)

- calculated cetane number 55 maximum (ASTM D 976-80).

### 3. RACING FUEL

- 3.1 Leaded Racing Fuel:** Leaded racing fuel is defined as a leaded petrol which is supplied by an oil company and having a composition the same as that supplied for piston engine general aviation use, ie, AvGas 100/130 or AvGas 100LL only.
- 3.2 Unleaded Racing Fuel:** Unleaded racing fuel is defined as an unleaded petrol in compliance with FIA Article 252.9.1 of Appendix J to the current FIA Year Book.

### 4. ALCOHOL

Alcohol fuels may only be used where specified for 5th Category automobiles or where a specific Group regulation permits its use.

- 4.1** For other than 5th Category automobiles, such fuels must contain a minimum 95% V/V of methanol and/or ethanol and a maximum 5% ketone content. Nitromethane is expressly prohibited.
- 4.2** For individual automobiles of the 5th Category, specific alcohol based fuels with a constitution other than as described in 4.1 above may be approved; the constitution of such fuels shall be listed on the Certificate of Description of the particular automobile in question and must be used unadulterated in that automobile.
- 4.3** In each such case, it is mandatory that an automobile using alcohol fuel shall carry a symbol in the form of the letter "A" in white on a red circle of approximately 115mm diameter as shown in drawing G-2 below. This symbol must be placed adjacent to the competition number on each side of the automobile, and the filling cap of the fuel tank.



Drawing G-2

### 5. BIO FUELS

A petrol, diesel or alcohol fuel produced exclusively from sustainable resources. Where such a fuel does not meet the requirements of Articles 2, 3 or 4 above, its use must be specifically authorised by the Fuels Regulation Committee.

### 6. OXIDANTS

Only air may be mixed with the fuel as an oxidant. The use of Nitrous Oxide is strictly prohibited.

### 7. ADDITIVES

Any substance, other than air, incorporated into the fuel subsequent to its final blending by the producing oil company is deemed to be an additive. Nothing in the foregoing shall be deemed to prohibit the addition of water, an approved lead replacement additive\* or a lubricant provided that such additive does not increase the octane or cetane rating, oxygen content or specific heat content of the fuel.

**List of Approved Lead Replacement Additives:**

Valvemaster®, Redline Lead Substitute®, Penrite Valve Shield®, PM 800 Fuel System Conditioner®, Elf Millesim®.

### 8. FUELS REGULATION COMMITTEE

- 8.1 Appointment:** The Fuels Regulation Committee has been established by the Board of CAMS for the purpose of considering the application of restrictions to fuel usage. The Chairman and Committee members shall be appointed annually by the Board. Recommendations from the Committee shall be passed to the Board for consideration.
- 8.2 Application for Restrictions:** Requests for restrictions to fuel usage may only be addressed to the Committee by:
- 8.2.1** Sporting Commissions of CAMS;
- 8.2.2** The holders of valid Activity, Series or Championship Management contracts;
- 8.2.3** Persons or organisations recognised by CAMS as representing particular Groups of automobiles;
- 8.2.4** Event organisers.
- 8.3 Criteria for consideration of Restrictions to Fuel:** The Committee will consider the following criteria in making their recommendation:
- 8.3.1 The nature and level of the competition:** Is the competition at amateur or professional level, and will the type of fuel play a major role in the outcome of the competition?
- 8.3.2 Applicability of Government regulations:** Are there statutory restrictions that would affect the fuel used in competition?
- 8.3.3 Availability of fuel:** Is there a particular supply issue affecting the competition?
- 8.3.4 Technical appropriateness of fuel:** Does the nature of the fuel restriction sought match the technical specifications of the automobiles?
- 8.3.5 Cost containment:** Is the request for a restriction for fuel, based on cost containment, consistent with other cost containment philosophies of the competition?
- 8.3.6 Health and safety:** What effect will any restriction have on OH&S issues?
- 8.3.7 Performance criteria:** What effect will a restriction have on performance relativities within the competition?
- 8.3.8 Commercial considerations:** What commercial arrangements may form part of any restriction to fuel (eg, sponsorship, rebates, promotion etc)?

Further information on these criteria is available from the Executive Officer, Fuels Regulation Committee, at the CAMS National Office.

- 8.4 Restrictions:** The Committee will consider requests for restrictions to:

- 8.4.1 Nominated Suppliers:** In general, a "Control Fuel", being a restriction to a particular brand and/or type of fuel, will not be authorised. Notwithstanding the above, a contract between the competition organisers and a particular fuel supplier may be recognised provided that such a contract is the outcome of an open

tender process. Where such a fuel is supplied to the competitors it is prohibited to alter the composition of the fuel in any manner, including by the use of additives otherwise permitted under article 7.

- 8.4.2 Fuel supplied by the Organisers:** A restriction may be sought to limit fuel used by each competing vehicle at an event to "Fuel supplied by the Event Organisers". Such a restriction will not be granted unless the organisers can demonstrate that they have taken reasonable steps to ensure that appropriate grades of fuel are available to suit all competing groups of automobiles.
- 8.4.3 Commercial Fuel:** As defined above.
- 8.4.4 Pump Fuel:** Restrictions to pump fuel will be obtainable to a limited number of competitions that can strictly satisfy all the criteria of article 8.3 above. A restriction to pump fuel will not be authorised in conjunction with any other type of fuel (eg, a restriction to pump fuel and leaded racing fuel).
- 8.4.5 Racing Fuel:** Where a restriction to racing fuel is sought, an additional restriction to unleaded racing fuel may also be approved. In general, restrictions to leaded racing fuel only will not be authorised for other than competition solely for 5th Category automobiles.

### 9. FUEL TESTING

Fuel samples may be drawn for testing from a competing automobile at any time during the period of time from the commencement of the event until the vehicle is released from Parc Fermé at the conclusion of the event, should one be organised.

*It is the competitor's responsibility to provide the means by which fuel samples may be taken from the automobile; the method being subject to the approval of the Chief Scrutineer. Sampling requiring the disconnection of hoses containing fuel under pressure is not acceptable.*

Whilst the fuel samples for testing are being taken, the competitor, or his nominated representative must be in immediate attendance to observe the process. Where the competitor or his nominated representative cannot be present within a reasonable time, the Chief Scrutineer must notify the Stewards of the Meeting, who shall appoint a proxy observer, being an official of the meeting, who shall act as the nominated representative of the competitor.

For all National Championships and Series, and other events as specified in event regulations, the competitor must declare to the scrutineers, at the time of sampling, the brand and type of fuel that is in the automobile's fuel tank. Any additive, including lubricants, must also be disclosed to the scrutineers. Where a permitted mixture of fuels is present, all

component fuels must be declared.

Samples shall be tested according to procedures A or B below.

**Test Procedure A: Testing at the Event**

The Chief Scrutineer may choose to test fuel samples at the event. To this effect, one sample of fuel may be taken for testing under the conditions outlined above from each or any competing automobile. The competitor may, at his discretion, request a second sample be drawn at the same time. After being duly identified and sealed, this second sample may be retained by the competitor\*\*.

Testing at the event shall be limited to:

- physical observation of the sample (colour, opacity)
- testing using whatever specialist equipment is available at the event (eg, electrical conductivity, density, gas chromatography etc)

Where a charge is raised as a result of such testing, the Chief Scrutineer or his representative shall give evidence at the subsequent Stewards Hearing or Inquiry, although they shall not be accorded the status of "Judge of Fact".

Notwithstanding this, the Stewards of the Meeting shall be obliged to take into consideration any evidence thus presented.

\*\* *The competitor may use the retained sample in his defence provided that the seal of the sample retained by the competitor is broken in the presence of the Stewards of the Meeting. Where the scrutineers deem that no action is necessary, the container holding the competitor's sample shall be returned by the competitor to the scrutineers upon request.*

**Test Procedure B: Testing by a CAMS-approved Laboratory**

CAMS shall maintain a list of approved laboratories for the testing of fuel.

For tests by an approved laboratory, two fuel samples shall be drawn and sealed into identified containers. The seal on each container shall be affixed in such a way as to ensure the rupture of the seal upon the opening of the container. Each seal shall bear identification of the event, the name and signature of the scrutineer taking the sample and the name and signature of the competitor. The samples (Samples A and B) shall then be sent to CAMS, which shall send Sample A to a CAMS-approved laboratory. The determination of fuel type and composition shall be by comparison against a reference library of results for known fuel types determined by the method ASTM D-3710-95 (or equivalent).

Where the approved laboratory notifies CAMS that sample A has been found to be not in conformity with the prescriptions contained herein, CAMS shall lodge sealed fuel sample B with the same approved laboratory. Where the results of the second test sample B corroborate the initial determination of Sample A, the fuel shall be deemed to be not in conformity with the prescriptions of the present Schedule. This finding shall be binding on any Stewards' Hearing, Appeal Tribunal or any subsequent AMSAC Hearing. Where a discrepancy exists between the results of samples A and B, no action shall be taken against the competitor.

**Note:** There are special conditions associated with the transport and handling of flammable liquids. Contact CAMS to ascertain an appropriate method of transporting the fuel.

**IO. HEALTH WARNING**

All participants in motor sport are reminded that fuels, oils, lubricants and coolants are highly specialised substances. Apart from the ever-present risk of fire, participants must be aware that these agents may contain substances that are extremely dangerous to one's health if misused, inhaled or allowed into contact with human skin. Some of the components of these fuels, oils and lubricants are suspected of having the potential to cause cancer in rare instances. The use of petrol as a general cleaning and washing agent is a common misuse of a potentially dangerous substance.

**SCHEDULE H - FIRE EXTINGUISHERS**

(not applicable to Superkarts)

- 1. Each automobile in any competition other than non-speed events must be equipped with a fire extinguisher which complies with the following conditions and is properly fitted at a suitable location.**
  - 1.1 Hand held fire extinguishers:**
    - (i) must remain restrained under an acceleration of 25G;
    - (ii) must be capable of removal by the driver (or crew, where applicable) without the aid of tools.
    - (iii) must be inspected by scrutineers at least once every six months, or otherwise prior to competition. This involves visually checking the unit and its mountings for damage, checking the pressure of the contents, and shaking the container to check for settling of the extinguishant. Where practical the extinguisher should be weighed.
  - 1.2 Each fire extinguisher homologated by the FIA (plumbed-in type) must be serviced every two years, either by the manufacturer or their agent, according to the procedures laid out by the manufacturer.**
    - Service records must be made available to scrutineers on demand.
- 2. SPEED EVENTS, DRIFTING AND RACES**

Each automobile must be fitted with a fire extinguisher(s) in accordance with Table 1.

The fitment of an "on-board" extinguishing system homologated by the FIA shall be an acceptable alternative to the fitment of a separate extinguisher.

  - 2.1 All racing cars of Formula 4000 and Formula 2**
    - (i) When competing in circuit races only, shall be required to be fitted with a fire-extinguishing system of at least 5kg extinguishant capacity, at least half of which must be placed forward of the engine, but to the rear of the foremost pick-up points of the front suspension.
 

The system must include a manual triggering device, operable by the driver on board or by a helper outside the vehicle, the location of which must be indicated by a letter "E" in a red circle. The direction of the outlet/s of the extinguishant is free.

The operating system must be designed so that even if the battery of the car is inoperative, the extinguisher will still function.
    - (ii) In other than a circuit race must be equipped with at least a fire extinguisher in accordance with Table 1.

**3. ROAD EVENTS**

- (i) Each automobile must be fitted with a fire extinguisher/s in accordance with Table 1.
- (ii) In addition to the above extinguisher/s, Group 3C - Production Rally Cars, Group 3 - Showroom Rally Cars and FIA Groups A, N and S2000 Rally Cars shall be equipped with a plumbed-in fire extinguisher system, which is homologated by the FIA, in accordance with the following:
  - (a) **for ARC events:**

Each vehicle, regardless of date of manufacture, except as provided for in this sub-regulation. Drivers competing in their home State\*, in vehicles manufactured prior to 1 January 2000, shall be exempt from this requirement.

The extinguisher system must comply with the specifications either in force at 1 January 2001 or in force on the date of issue of the vehicle log book, whichever is the later.
  - (b) **State Championship events or other major rallies, other than ARC:**

Each vehicle whose original date of manufacture is post-1 January 2000\*\*.
  - (iii) **International events:** All cars being used in International events must comply with the FIA requirements for fire extinguishers.
 

\* **Note:** Where, in a particular year, there is no round of the ARC in a driver's home State, a driver may nominate an adjoining State to be his home State.

\*\* **Note:** This date refers to the original date of manufacture of the vehicle, and not the date on which it was built as a rally car.

**4. OFF ROAD EVENTS**

- (i) Each automobile must be fitted with a fire extinguisher/s in accordance with Table 1.
- (ii) A plumbed-in extinguishing system homologated by the FIA may be fitted in addition to the above.

Table 1

Event Type	Standards required to meet	Minimum total capacity	Number of extinguishers required
Speed, Drifting, Race	AS1841	900g	1 or more
Off Road	Except AS1841.2	1.8kg	
Road	AS1841.5	2.0kg	1 or 2
	AFFF or other extinguishant permitted by the FIA	2.4L @ 12.0 bar (or as otherwise determined by the FIA)	

**Note:** Halon extinguishers (1201 or 1311, including BCF) are not permitted under civil legislation.

GENERAL REQUIREMENTS FOR CARS & DRIVERS

## SCHEDULE I - SAFETY HARNESSES AND WINDOW NETS

(not applicable to Superkarts)

### 1. GENERAL REQUIREMENTS

A safety harness (including a seat belt) shall be compliant with a Standard as specified below and be fitted and worn in accordance with the manufacturer's directions, with tables of this Schedule and any additional requirement imposed by specific category, group and/or supplementary regulations.

Each safety harness shall comply at least with one of the Standards as specified in Table 1 below.

Harnesses of a higher level than specified are permitted and encouraged.

**Important note:** Some safety harnesses may not comply with civil registration requirements. Where the automobile is to be driven on a public road, it is the competitor's responsibility to ensure that it complies with civil legislation.

### 2. MOUNTINGS

A safety harness shall be securely mounted on at least two points (Type D), three points (Types B and C) or five points (Type A) in compliance with the prescriptions of Drawings I-1, I-2 and I-3. If the two shoulder straps join prior to a common mounting point then that junction shall be at least 150mm behind the wearer's neck.

A safety harness shall be mounted as per one of the following:

- on a series production automobile, any unmodified seat belt mounting point may be used;
- where a safety harness is affixed to an un-reinforced section of the body shell, each attachment point shall be reinforced by the use of a plate not less than 75mm x 50mm x 3mm thick as per drawing I-4;
- to the safety cage; or
- to a substantial part of the automobile structure. Under no circumstances shall a safety harness mounting bolt be used to affix a safety cage to the bodyshell.

- A safety harness damaged in any way, including in a collision, shall be subject to inspection by a scrutineer. If appropriate, the automobile's log book shall be endorsed with a requirement that the belt/harness be replaced.



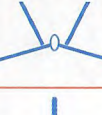
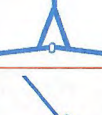


### 4. WINDOW NETS

In a circuit race, each closed automobile which is required to have a safety cage fitted shall have a safety window net fitted in the driver's door window opening. The window net must cover the opening forward to the centre of the steering wheel and be able to withstand a load of 500N applied at any point. The net may be locally modified to preserve the driver's view of the external mirror. It must be affixed by means of a rapid release system so that, even with the vehicle inverted it must be possible to detach the mechanism with one hand. To this end, the handle or lever must have coloured markings. A push button release system is authorised provided that it respects the prescriptions of this article. The push button must be visible from the outside, be of a contrasting colour and be marked "press".

On each automobile derived from series production automobiles manufactured after 1970 and which retains the unmodified door, hinges and latches of the registrable automobile, the net may be mounted to the door frame. Such an automobile fitted with a permanently closed shatterproof window on the driver's door that complies with strength requirements imposed above will be deemed to comply with the requirement for a window net. On each other automobile the net must be mounted to the safety cage.

**Note:** Each 5th Category automobile, when competing in an event exclusively for such an automobile, is exempt from the requirement for Window Nets.

TABLE 1

Type	Configuration	Acceptable Standards	Notes
A	6-Point Harness		FIA 8853/98 <sup>Note 1</sup> FIA 8853 - 1985 SFI 16.1 <sup>Note 2</sup>
	5-Point Harness		
B	4-Point Harness		FIA 8854/98 <sup>Note 1</sup> FIA 8854 - 1991 SFI 16.1 <sup>Note 2</sup> AS 2596 ECE R16
	3-Point Harness		
C	Lap Sash Belt		AS 2596 ECE R16 AS E35
D	Lap Belt		AS 2596 ECE R16 AS E35

<sup>1</sup> "Not valid after XXXX" shown on each strap as detailed below.

- For International events, safety harnesses must not be used after 31 December of the year stated (XXXX).
- For all other events, safety harnesses must not be used after 31 December, five years after the year stated (XXXX).

**Please note:** The extension of the safety harness validity detailed above for non-international events is subject to the following conditions:

- Safety harnesses must be inspected during the normal scrutiny process;
- Each competitor must inspect and replace any damaged or worn safety harness before any competition as required.

<sup>2</sup> Harness to be returned to original manufacturer for re-webbing within two years of the date of manufacture shown on SFI label. This requirement imposed by SFI Foundation (Inc).

Seat belts as fitted to production cars as standard equipment and marked as complying with ADR 4/00 or 4/01 shall be deemed as complying with AS2596.

TABLE 2


Event Type	Event Permit Level	Type	Notes
Observed Section Trial or Motorkhana	All	D	
Khanacross	All	C	"Specials" only: Type B minimum
Speed Events* Drifting Events	Club, Multi-Club	C	
	State and above	C	Registered closed cars
Races* - 1st Category - Group 2A/2C	All non-International	A	Recommended for all automobiles with reclined driving position
	International events	A	FIA 8853/98 only
	Club, Multi-Club	C	
Races* - Other vehicles	State	B	
	National	B	
	International	B	FIA 8853/98 and 8854/98 only
Rallies	Introductory	C	Where ROPS not required
	Other non-National	B	Club, Multi-Club, State
	National	B	
Other Road Events	Tarmac	A	
	International	B	FIA 8853/98 and 8854/98 only
	Touring Assemblies	C, D	Must comply with civil regulations
Off Road	Touring Road Events	C, D	Where ROPS not required
		B	During activities requiring ROPS
Off Road	All non-International	A	
	International	A	FIA 8853/98 and 8854/98 only

\* Except 5th Category. For automobiles of the 5th Category whilst competing in events exclusively for the 5th Category, safety harnesses shall be of a type and configuration as specified in the specific Group technical regulations.


<sup>1</sup> Confederation of Australian Motor Sport Ltd. All use subject to Conditions of Use at [www.camsmanual.com.au](http://www.camsmanual.com.au)

# SAFETY IS OUR BUSINESS


HARNESSES



**Sabelt**  
Formula 6PT Harness  
3"/2" Alloy Adjusters



**WILLANS**  
Club 4x4  
3"/3"4 x 4 Harness



**rpm RACEWEAR**  
4pt FIA Harness  
Lightweight Aluminium Adjusters on 4 Straps

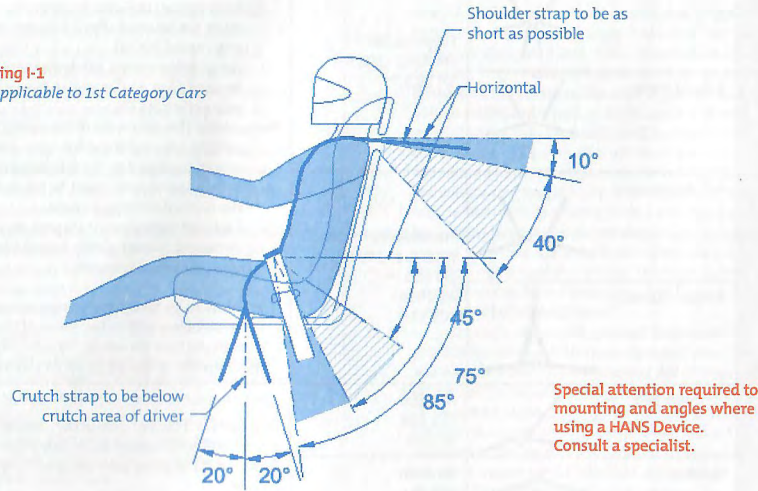
FREECALL 1800 804 778  
[www.revolutionracegear.com.au](http://www.revolutionracegear.com.au)


**REVOLUTION RACEGEAR**


<sup>1</sup> Confederation of Australian Motor Sport Ltd. All use subject to Conditions of Use at [www.camsmanual.com.au](http://www.camsmanual.com.au)

Drawings

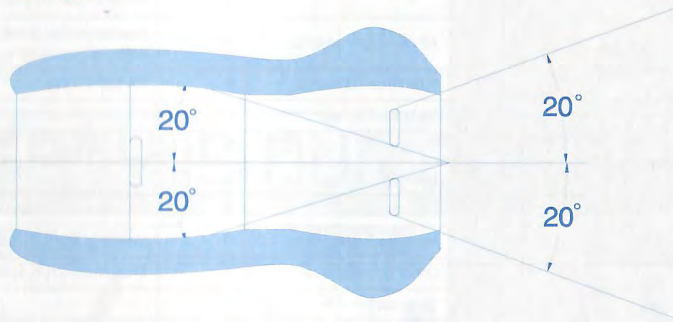
**Drawing I-1**  
Not applicable to 1st Category Cars



 Recommended range of angles for Safety Harness Belts

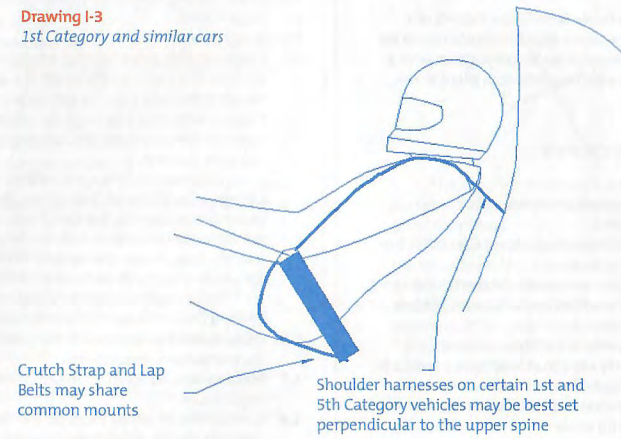
 Acceptable range of angles for Safety Harness Belts. Note that the angles are taken from the driver's body, not the slots in the seats.

**Drawing I-2**

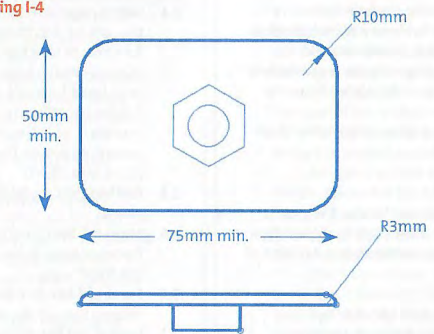


Drawings (continued)

**Drawing I-3**  
1st Category and similar cars



**Drawing I-4**



**Velo SEATS**

FULL RANGE OF SEATS & HARNESSES TO SUIT ALL MOTORSPORT APPLICATIONS

Now Available Complete Range of Harnesses Including:

- HANS SPECIFIC ETC.
- CALL US FOR YOUR APPLICATION



**VELO RACING PRODUCTS**

[www.velo.com.au](http://www.velo.com.au)  
Ph. 08 8369 0055

## SCHEDULE J - SAFETY CAGE STRUCTURES

ATTENTION – Schedule J is under review and it is expected there will be changes implemented from 1 January 2012. Any changes to Schedule J will be released on the CAMS website and in the CAMS Manual of Motor Sport at the earliest opportunity.

Provision shall be made for vehicles subject of a CAMS log book and/or a safety cage certificate issued up to 31 December 2011 to continue in competition with a safety cage complying with regulations in place at the time of issue.

### SAFETY CAGE STRUCTURES

#### I. APPLICATION

A safety cage is required as follows.

##### 1.1 Races: all cars except:

- (i) Unrestricted Road Registered, Closed Cars in Club or Multi-Club Level races; and
- (ii) those in competition exclusively for the 5th Category unless otherwise specified in the relevant Historic Technical Regulations.
- (iii) Notwithstanding Article 8 of these present regulations, a safety cage to at least Type 3 Full Cage specification is required to be fitted to all closed vehicles in all National and State-level races, save for the exemption in (ii) above.

##### 1.2 Truck Races: as specified in Appendix A to the Truck Formula (refer to "Race" in the Online Manual of Motor Sport).

##### 1.3 State Level and above Speed Events: all cars except cars of the 5th Category (unless otherwise specified in the relevant Historic Technical Regulations), and cars which are road registered.

##### 1.4 Off Road Events: Each Extreme 2WD, Performance 2WD, Production 4WD and Extreme 4WD automobile. Note: Pro, Prolite, Super 1650, Sportsman and Clubman classes must comply with the prescriptions of GR9, including the diagram "Regulated Tubes for all Buggies".

##### 1.5 Rallies: required in all timed rallies/trials other than as specified in Article 1.5.3. Specific requirements:

###### 1.5.1 Closed Cars

In a National level Rally and/or a Tarmac Rally, each closed car shall be fitted a safety cage to at least Type 3 Full Cage specification, notwithstanding Article 8 of these present regulations.

###### 1.5.2 Open Cars

In a timed rally/trial, each open car shall be fitted with a Type 3 Full Cage with roof reinforcement members complying with drawing 253-9A, 253-9B, 253-9C or 253-9D.

###### 1.5.3 Exceptions

A safety cage is not mandatory in the following event

- types:
  - (i) Introductory Rallies
  - (ii) Club and Multi-club Level 1 Ralliesprints (closed vehicles only)
  - (iii) Some Touring Road Events (refer Touring Road Event Regulations)
  - (iv) Touring Assemblies
  - (v) CAMS 5th Category Historic Cars competing in rallies shall be fitted with a safety cage if a safety cage is required for the particular vehicle when entered in Historic-only circuit races. In such cases, the safety cage shall be to at least the same specification as required in a race.

Where an Historic car is subject of a CAMS 5th Category Certificate of Description, the car remains in conformance with that Certificate, and where it is permitted to compete in historic circuit races without a safety cage, it may also be used in rally competition for which it is eligible without a safety cage.

This exception does not apply to Historic Touring Cars or Historic Production Sports Cars.

##### 1.6 Other events: as specified in the event Supplementary Regulations.

##### 1.7 Motorkhana: As specified in Group 4H (Motorkhana regulations).

##### 1.8 Competitors in events listed on the FIA International calendar should make themselves familiar with any additional requirements for safety cages over and above the following that may be required for such competitions.

##### 1.9 Drifting: Safety cages are mandatory for open cars and strongly recommended for closed cars.

#### 2. DEFINITIONS

**2.1 Safety cage:** A multi-tubular structure installed in the cockpit and fitted close to the bodyshell, the function of which is to reduce the deformation of the bodyshell (chassis) in case of an impact. A safety cage must be made up of a main roll bar and a front roll bar (or of two lateral roll bars), their connecting members, one diagonal member, backstays and mounting points, (for example, see drawings 253-3, 253-4 and 259-1).

**2.2 Roll bar:** Structural frame or hoop and mounting points.

**2.3 Main roll bar:** Structure consisting of a near-vertical frame or hoop located across the vehicle just behind the front seats.

**2.4 Front roll bar:** Similar to main roll bar but its shape follows the windscreen pillars and top screen edge.

**2.5 Lateral roll bar:** Structure consisting of a near-vertical frame or hoop located along the right or left side of the vehicle. The rear legs of a lateral roll bar must be just behind the front seats. The front leg must be against the screen pillar and the door pillar such that

it does not unduly impede the entry or exit of driver and co-driver.

**2.6 Longitudinal member:** Longitudinal tube which is not a part of the main, front or lateral roll bar and linking them, together with the backstays.

**2.7 Diagonal member:** Transverse tube between a top corner of the main roll bar or upper end of a backstay and a lower mounting point on the other side of the roll bar of backstay.

**2.8 Framework reinforcement:** Reinforcing member fixed to the safety cage to improve its structural efficiency.

**2.9 Reinforcement plate:** Metal plate fixed to the bodyshell or chassis structure under a roll bar mounting foot to spread load into the structure.

**2.10 Mounting foot:** Plate welded to a roll bar tube to permit its bolting or welding to the bodyshell or chassis structure, usually on to a reinforcement plate.

**2.11 Removable members:** Structural members of a safety cage which must be able to be removed.

#### 3. SPECIFICATIONS

##### 3.1 General comments

**3.1.1 Safety cages** must be designed and made so that, when correctly installed, they substantially reduce bodyshell deformation and so reduce the risk of injury to occupants.

The essential features of safety cages are sound construction, designed to suit the particular vehicle, adequate mountings and a close fit to the bodyshell. Tubes must not carry fluids. The safety cage must not unduly impede the entry or exit of the driver and co-driver.

Members may intrude into the occupant's space in passing through the dashboard and front side-trim, as well as through the rear side-trim and rear seats. The rear seat may be folded down.

Longitudinally, the safety cage must be entirely contained between the top mounting points of the front and rear suspension that carry a vertical load (springs and suspension dampers).

**3.1.2 Basic safety cage:** Only safety cages must be used.

**3.1.3 Compulsory diagonal member:** Different ways of fitting the compulsory diagonal member: see drawings 253-3 to 253-5.

The combination of several members is permitted.

**3.1.4 Optional reinforcing members:** Each type of reinforcement (drawings 253-6 to 253-17, 253-17A and 253-17C) may be used separately or combined with others. A forward brace as per drawing 6-5 may be used in open cars where there is only one occupant.

**Note:** This means that safety cages may only be constructed in accordance with the drawings shown in this schedule. The use of reinforcements other than those shown will require the specific approval of CAMS through the CAMS Safety Cage Certification process.

**3.1.5 New Zealand Safety Cages:** CAMS will accept a vehicle emanating from New Zealand fitted with a safety cage with:

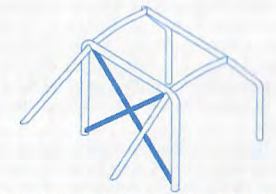
- a main roll bar with minimum dimension tubing of 38.1mm x 2.5mm; &/or
- ERW tubing to Motorsport New Zealand (MSNZ) specification, with a 350MPa minimum tensile strength.

The following criteria must be met:

- the vehicle must be subject of a MSNZ log book;
- the safety cage must be subject of a MSNZ safety cage homologation document;
- the vehicle must have been previously used in rally or race competition in New Zealand, evidenced by the entry in the log book;
- only vehicles subject of a MSNZ log book issued prior to 1 September 2011 shall be accepted with a

38.1mm main roll bar;

- where the dimension of the main roll bar tubing is less than 44.45mm x 2.5mm, the safety cage shall incorporate a double diagonal (cross) configuration in the main roll bar in accordance with the following diagram:



The documents detailed above shall be presented at scrutiny and/or upon request of the Chief Scrutineer.

CAMS may accept these criteria as a basis for the issue of a CAMS log book.

#### 3.2 Technical specifications

**3.2.1 Main, front and lateral roll bars:** These frames or hoops must be made in one piece without joints. Their construction must be smooth and even, without ripples or cracks. The vertical part of the main roll bar must be as straight as possible and as close as possible to the interior contour of the bodyshell.

The front leg of a front roll bar or of a lateral roll bar must be straight, or if it is not possible, must follow the windscreen pillars and have only one bend with its lower vertical part. Where a main roll bar forms the rear legs of a lateral roll bar (drawing 253-4), the connection to the lateral roll bar must be at roof level.

To achieve an efficient mounting to the bodyshell, the original interior trim may be modified around the safety cages and their mountings by cutting it away or by distorting it.

However, this modification does not permit the removal of complete parts of upholstery or trim.

Where necessary, the fuse box and ECU may be moved to enable a safety cage to be fitted.

In open cars the roll bar must be a minimum of 50mm above the top of the driver's helmet.

In conjunction with the vehicles structure the safety cage should not leave unprotected any part of the drivers shoulders when viewed from front or rear.

The main roll bar must not overhang but must be within 150mm of the driver's head.

In 1st Category be constructed so that the driver helmet is prevented from passing between the bars to the extent that the helmet is visible at the rear of the hoop when viewed from the side.

Any hole drilled in the main roll bar or braces shall be fitted with a bush, the wall thickness of which is not less than the wall thickness of the drilled tube. The bush shall be welded to the tube to which it is fitted at both exit points and around its whole perimeter.

##### 3.2.2 Mounting of safety cages to the bodyshell:

###### Option 1

Minimum mountings are:

- 1 for each leg of the main or lateral roll bar;
- 1 for each of the front roll bar;
- 1 for each backstay (see 3.2.3).

Each mounting foot of the front, main and lateral roll bars must include a reinforcement plate, of a thickness of at least 3mm which must not be less than that of the tube onto which it is welded.

Each mounting foot must be attached by at least three bolts on a steel reinforcement plate at



ESTABLISHED 1996



Member

• From basic safety cages to FIA/CAMS-homologated

• Seam welding/bodyshell preparation

• Tube sales - Mild and CrMo

219 Citrus Street, Braeside Vic 3195

**Tel: 03 9587 7772**

E-mail: sales@rollcages.com.au  
Web: www.rollcages.com.au

© Confederation of Australian Motor Sport Ltd. All use subject to Conditions of Use at www.camsmanual.com.au

© Confederation of Australian Motor Sport Ltd. All use subject to Conditions of Use at www.camsmanual.com.au

least 3mm thick and of at least 12,000mm<sup>2</sup> area which is welded to the bodyshell. Examples are shown in drawings 253-18 to 253-24. (For drawings 253-18 and 253-20, the reinforcement plate does not necessarily have to be welded to the bodyshell.) This does not necessarily apply to backstays (see below).

Bolts must be either M8 size to ISO standard 8.8, hexagon head high tensile fasteners to AS2465 or cap screws to AS1420 with nuts to AS1112 or better. Pins for removable connections (see drawing 253-30) shall the same strength specification as the bolts.

Fasteners must be self-locking or fitted with lock washers.

These are minimum requirements. In addition to these requirements, more fasteners may be used, the roll bar legs may be welded to reinforcement plates, the safety cage may be welded to the bodyshell. Roll bar mounting feet must not be welded directly to the bodyshell without a reinforcement plate.

#### Option 2

**Non-international use only:** As an alternative to welding reinforcement plates to the chassis of the vehicle, each attachment point of the safety cage may be fitted with a base foot and lower plate complying with the table below. The base foot, complying with the area requirements shown below may be welded to the bodyshell, in which case the use of bolts and the lower plate is not required (see drawing 6-4).

Application	Minimum Area	Minimum single dimension
<b>Base foot</b>		
Cars under 700kg	6,500mm <sup>2</sup>	55mm
701kg to 1150kg	7,500mm <sup>2</sup>	65mm
Over 1151kg	10,000mm <sup>2</sup>	75mm
Lower plate	4,500mm <sup>2</sup>	Proportional to upper plate

#### Option 3

Where group regulations permit, the roll over protection may be an integral part of a space frame tubular chassis. The safety cage shall comply with these regulation from a point above where the predominantly vertical portion of the safety cage meets a predominantly horizontal portion of the chassis. Parts of the safety cage may extend below this horizontal plane and become integral with the chassis.

**3.2.3 Backstays:** These are compulsory and must be attached near the roof line and near the top outer bends of the main roll bar on both sides of the car. They must make an angle of at least 30° with the vertical, must run rearwards and be straight and as close as possible to the interior side panels of the bodyshell.

Their materials specification, diameter and thickness must be as defined in Article 4.

Their mountings must be reinforced by plates. Each backstay must be secured by bolts having a cumulative section area at least two thirds of that recommended for each roll bar leg mounting in 3.2.2 above, and with identical reinforcement plates of at least 6000mm<sup>2</sup> area (see drawing 253-25).

A single bolt in double shear is permitted, provided it is of adequate section and strength (see drawing 253-26) and provided that a bush is welded into the backstay.

For 1st Category cars and Sports cars it may be more appropriate for the longitudinal braces to be forward of the main roll bar rather than rearward.

Such configurations may be considered by CAMS upon the application for a specific Safety Cage Certificate.

**3.2.4 Diagonal members:** At least one diagonal member must be fitted. Its location must be in accordance with drawings 253-3 to 253-5 and it must be straight.

The attachment points of the diagonal members must be so located that they cannot cause injuries. They may be made removable but must be in place during events. The lower end of the diagonal must join the main roll bar of backstay not further than 100mm from the mounting foot. The upper end must join the main roll bar not further than 100mm from the junction of the backstay joint, or the backstay not more than 100mm from its junction with the main roll bar.

They must comply with the minimum specification set out in Article 4. Diagonal members fixed to the bodyshell must have reinforcement plates as defined in 3.2.3 above.

For FIA International events for Group N and A vehicles, any vehicle of a type homologated after 1 January 2002 the fitting of a second diagonal in the main hoop as per drawing 253-4 is mandatory. The junction of these two members must be reinforced by a pair of opposing gussets. Details are available from CAMS, or the FIA web site, [www.fia.com](http://www.fia.com).

**3.2.5 Optional reinforcement of the safety cage:** The diameter, thickness and material of reinforcements must be as defined in Article 4. They shall be either welded in position or installed by means of demountable joints.

**3.2.5.1 Transverse reinforcing members:** The fitting of two transverse members as shown in drawing 253-7 is permitted. The transverse member fixed to the front roll bar must not encroach upon the space reserved for the occupants. It must be placed as high as possible but its lower edge must not be higher than the top of the dashboard and it must be above the steering column.

**3.2.5.2 Doorbars (for side protection):** One or more longitudinal members may be fitted at each side of the vehicle (see drawings 253-7, 253-8, 253-12, and 253-17). They may be removable. The side protection must be as high as possible, but its upper attachment points must not be higher than half the total height of the door measured from its base. If these upper attachment points are located in front of or behind the door opening, this height limitation is also valid for the corresponding intersection of the strut and the door opening. In the case of doorbars in the form of an "X" (cross-struts), it is recommended that the lower attachment points of the cross-struts be fixed directly on to the longitudinal member.

**3.2.5.3 Roof reinforcement:** Reinforcing the upper part of the safety cage by adding members as shown in drawings 253-9A to 253-9D is permitted.

**3.2.5.4 Reinforcement of bends and junctions:** It is permitted to reinforce the junction of the main roll bar or the front roll bar with the longitudinal struts (drawings 253-10 and 253-16), as well as the top rear bends of the lateral roll bars and the junction between the main roll bar and the backstays.

The ends of these reinforcing tubes must not be more than half way down or along the members to which they are attached, except for those of the junction of the front roll bar, which may join the junction of the door strut/front roll bar.

A reinforcement as in drawing 253-17B may be added on each side of the front roll bar between the upper corner of the windscreen and the base of this roll bar.

For all vehicles first issued with a log book after 1 January 2002, safety cage members for both Certified and Basic cages shall comply with the following:

- In the front door aperture (drawing 253-17D)
- Dimension A must be a minimum of 300mm
- Dimension B must be a maximum of 250mm
- Dimension C must be a maximum of 300mm.
- In front projection, reinforcements of bends and junctions of the upper corners of the front safety cage must only be visible through the area of the windscreen described in drawing 253-17E.

**3.2.6 Protective padding:** Where the occupants' bodies or their helmets could come into contact with the safety cage, non-flammable padding must be provided for protection.

For all Group N and A cars competing in FIA International events, the following applies.

Where the occupants' helmets could come into contact with the safety cage, the padding must comply with FIA standard 8857-2001, type A (strongly recommended), or with FIA standard 8857-2001 type B (see technical list no. 23 "Roll Cage Padding Homologated by the FIA") or SFI specification 45.1.

**3.2.7 Removable members:** Should removable members be used in the construction of a safety cage, the demountable joints used must comply with a type approved by the FIA/CAMS (see drawings 253-27 to 253-37). They must not be welded. The screws and bolts must be of at least ISO standard 8.8.

It should be noted that demountable joints must not be used as part of a main, front or lateral roll bar because they act as hinges in the principal structure and allow deformation. Their use is solely for attaching members to the roll bars and for attaching a lateral roll bar to a main roll bar (drawing 253-4). In this last case, hinged joints illustrated in drawings 253-30, 253-33 and 253-37 must not be used.

**3.2.8 Guidance on welding:** All welding must be of the highest possible quality with full penetration and preferably using a gas shielded arc. Welds must be along the whole circumference of the tube.

Although good external appearance of a weld does not necessarily guarantee its quality, poor looking welds are never a sign of good workmanship.

When using heat-treated steel the special instructions of the manufacturers must be followed

(special electrodes, gas protected welding).

It must be emphasised that the use of heat-treated or high carbon steels may cause problems and that bad fabrication may result in a decrease in strength (caused by brittle heat-affected zones) or inadequate ductility.

#### 4. MATERIAL SPECIFICATIONS

Specifications of the tubes used:

- All tubing used in roll over protection structures shall be circular section cold drawn steel tube (CDS, CDW or CEW) with properties as shown in the following table.

**Note:** The use of drawn welded tubing (CDW or CEW) is authorised for international events provided the safety cage is homologated by CAMS.

Property	Specification
Carbon content	0.3% max.
Manganese content	1.5% max.
Other alloy content	0.5% for any element max.
Tensile Strength	350 MPa min.

Component	Outside Diameter	Wall Thickness
Main hoop	44.45 mm	2.5 mm
	or 50 mm	2.0 mm
All other components	38 mm	2.5 mm
	or 40 mm	2.0 mm
Roll bar and braces for 1st Category vehicles under 700kg	38 mm	2.5 mm
	40 mm	2.0 mm

CAMS may consider other steels and sizes not in compliance with the above through the process of roll over protection certification. **Note** that these figures represent the minimum strengths and dimensions permitted. In selecting the steel, attention must be paid to obtaining good elongation properties and adequate weld ability.

- The tubing must be bent by a cold working process and the centreline bend radius must be at least three times the tube diameter. Where the tubing is distorted during bending, the ratio of minor to major diameter must be 0.9 or greater.

# Performance METALS

[performancemetalsaustralia.com.au](http://performancemetalsaustralia.com.au) (02) 45 777 769

## CHROME MOLY & MILD STEEL TUBE

Performance Metals Australia is The Leading Supplier to the Motorsport and Aircraft Industries for all their raw material requirements.

Give Matthew a call now on **02 4577 7769**, [performancemetals@bigpond.com](mailto:performancemetals@bigpond.com)

Or visit our web site @ [www.performancemetalsaustralia.com.au](http://www.performancemetalsaustralia.com.au) for all your speciality requirements. See us in the Goods And Services Directory under Steel Suppliers, Roll Cages.

**Please call NOW for your nearest Distributor.....**





## CHROME MOLY & MILD STEEL TUBE

### 5. CERTIFICATION BY CAMS

The FIA permits safety cage manufacturers to submit a safety cage of their own design to CAMS for approval as regards the quality of steel used, the dimensions of the tubes, the optional reinforcing members and the mounting to the vehicle.

The regulations for the certification of safety cages are available to safety cage manufacturers from the CAMS Technical Department upon request.

### 6. FIA HOMOLOGATION

FIA suggests that each car manufacturer should recommend a type of safety cage complying with FIA standards, as defined in Article 5 above. This safety cage must be described on a homologation extension form presented to FIA for approval and the safety cage must not be modified (see 3.1.1) in any way.

### 7. FORMS OF ACCEPTABLE SAFETY CAGES

Type	Description	Vehicle application	Remarks
1	Solo Roll Bar	1st Category Race Cars	Vehicles up to 700 kg
		Open Sports Cars	For Speed Events, no passengers permitted
2	Half Cage	Open Sports Cars	Minimum acceptable in Races
		Closed Cars	Minimum acceptable in Speed Events
3	Full Cage (see Diagrams 253-3 to 253-17)	Open Sports Cars	Minimum acceptable in timed Rallies/Trials (refer to 1.5). Note: Roof reinforcement members complying with drawing 253-9A, 253-9B, 253-9C or 253-9D required.
		Closed Cars	Minimum acceptable in Races, timed Rallies/Trials and Off Road

### 8. IMPLEMENTATION

Where a safety cage has been fitted to a vehicle and where that vehicle is issued with a CAMS log book, or where the safety cage has been certified by CAMS, such safety cage may continue to be used in competition provide it remains in conformity with the regulations that were in force at the date

of issue of either initial log book for the car, or the certification document.

Competitors are advised that Supplementary Regulations may require more stringent requirements than those identified in articles 1 and 8 of this Schedule. Such requirements shall take precedence over articles 1 and 8 herein.

**RaceTech**

**4130 Chromoly**

**'CAMS'**  
**'FIA'**  
**'ANDRA'**

**RACE TECH 650**

**RACE TECH 350**

**CDW-Mild-Steel Highest Quality lowest Prices**

Phone: 02 9680 1001  
F: 02 9680 3001 E: sales@racetechsteel.com

Unit G2-2A, Victoria Ave, Castle Hill, NSW 2154

\* Confederation of Australian Motor Sport Ltd. All use subject to Conditions of Use at www.camsmanual.com.au

### 9. NON-COMPLYING SAFETY CAGES

In cases where the type and/or status of the event does not require an automobile to be fitted with any form of safety cage, the use of structures which do not comply with these regulations is permitted unless the Chief Scrutineer believes the structure to be of unsafe construction.

### 10. REGISTRATION

Any safety cage structures fitted to an automobile for which a CAMS log book is issued after 1 January, 2001

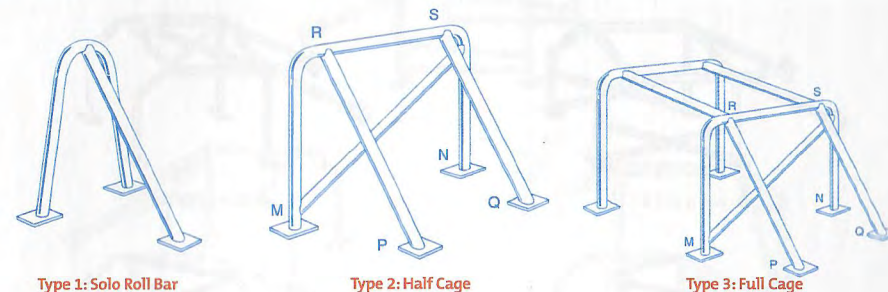
must be either registered with CAMS and carry a valid safety cage registration label, or be the subject of a CAMS safety cage certificate. This requirement shall not apply when the type and/or status of an event does not require the use of a safety cage.

### II. REPAIRS

All repairs to safety cages/roll bars must be done in such a manner to ensure the structure conforms with the requirements for new structures as were in place at the time of original manufacture.

## Safety Cages

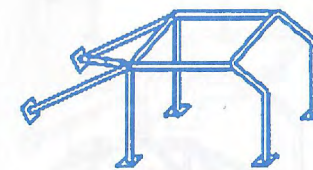
Drawings



Type 1: Solo Roll Bar

Type 2: Half Cage

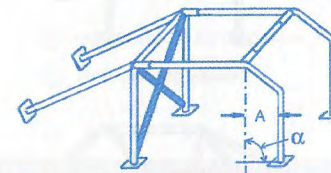
Type 3: Full Cage



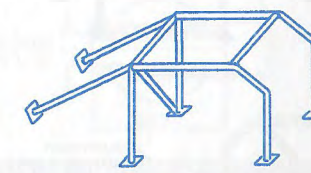
Drawing 253-3



Drawing 253-3A



Drawing 253-4



Drawing 253-5

**ANDREWS RACE CARS**

*"Building quality race cars and components since 1969"*

[www.andrewsracecars.com.au](http://www.andrewsracecars.com.au)

Roll Cages Tube Bending & TIG Welding Trade Enquires Welcome

**CHROME-MOLY 4130N TUBE 4130N SHEET & 350 Grade CDW**

Email: rod@andrewsracecars.com.au 3/33 Anvil Rd, Seven Hills NSW, 2147 Australia Fax: 02 9624 1910

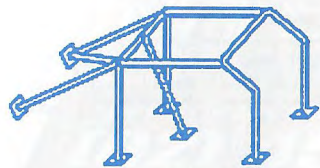
**NOW IN STOCK - 110 Sizes**

**Ph: 02 9838 0032**

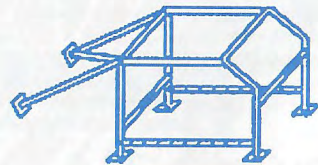
\* Confederation of Australian Motor Sport Ltd. All use subject to Conditions of Use at www.camsmanual.com.au

## Safety Cages

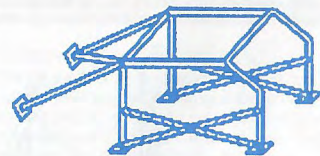
Drawings (continued)



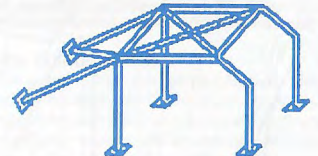
Drawing 253-6



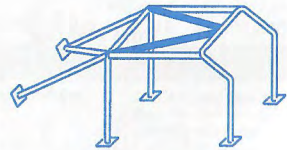
Drawing 253-7



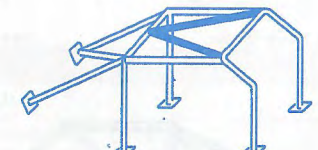
Drawing 253-8



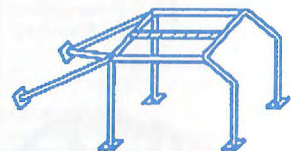
Drawing 253-9A




Drawing 253-9B



Drawing 253-9C



Drawing 253-9D



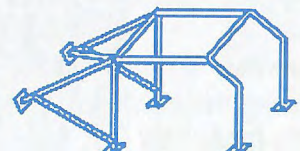
Drawing 253-10



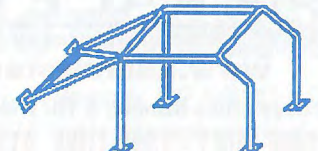
Drawing 253-11



Drawing 253-12



Drawing 253-13

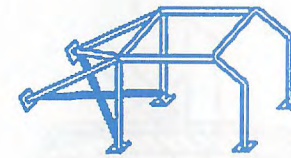


Drawing 253-14

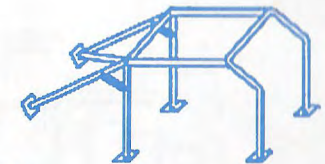
© Confederation of Australian Motor Sport Ltd. All use subject to Conditions of Use at [www.camsmanual.com.au](http://www.camsmanual.com.au)

## Safety Cages

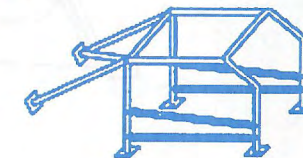
Drawings (continued)



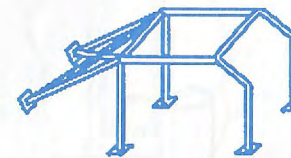
Drawing 253-15




Drawing 253-16



Drawing 253-17

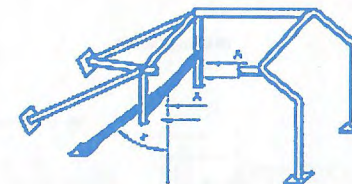


Drawing 253-17A

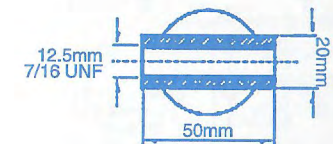


Drawing 253-17B


Drawing 253-17C



- (A) mounting hole for harnesses
- (X) minimum angles 30°



## FIA/CAMS APPROVED ROLLCAGES



Meridian Motorsport are renowned for excellence in design and fabrication of Roll Cages and full spaceframe chassis for almost any kind of competition vehicle. We can produce CAMS standard in CDS or CDW mild steel, up to and including specialised FIA designs using CrMo or T45 steels.

- CHROME-MOLY & MILD-STEEL (T45) CONSTRUCTION
- SPECIFICALLY DESIGNED TO SUIT EACH CAR/CATEGORY

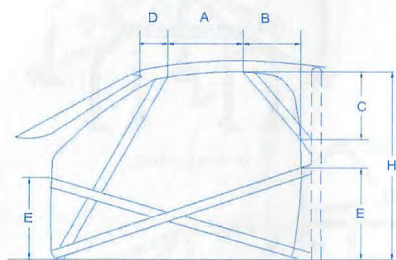


Phone: **03 9553 4200**  
 Fax: 03 9553 4270 | Email: [sales@mmsport.com.au](mailto:sales@mmsport.com.au)  
 Factory 7, 1-7 Friars Road, Moorabbin, VIC 3189  
[www.mmsport.com.au](http://www.mmsport.com.au)

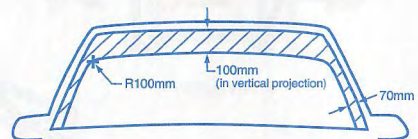
© Confederation of Australian Motor Sport Ltd. All use subject to Conditions of Use at [www.camsmanual.com.au](http://www.camsmanual.com.au)

## Safety Cages

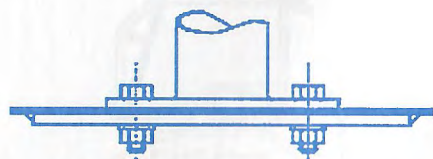
Drawings (continued)



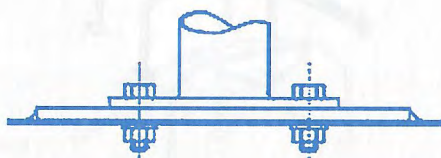
Drawing 253-17D



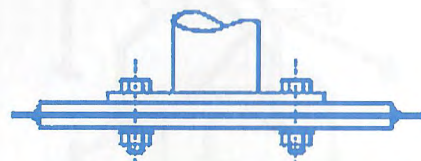
Drawing 253-17E



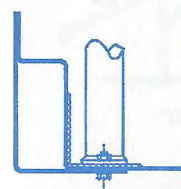
Drawing 253-18



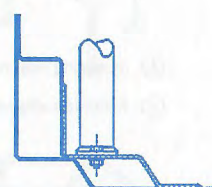
Drawing 253-19



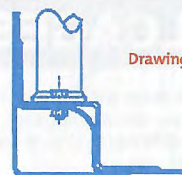
Drawing 253-20



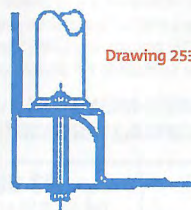
Drawing 253-21



Drawing 253-22



Drawing 253-23



Drawing 253-24



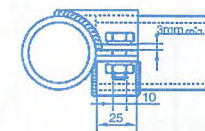
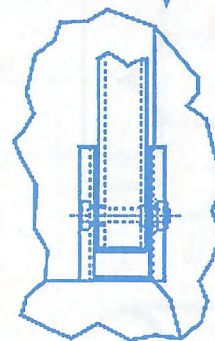
Drawing 253-25

## Safety Cages

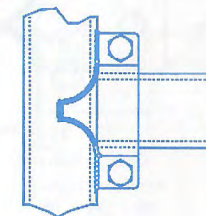
Drawings (continued)



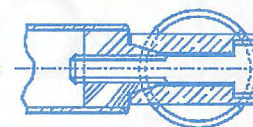
Drawing 253-26



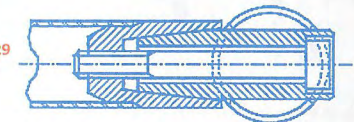
Drawing 253-27



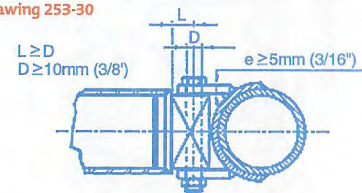
Drawing 253-28



Drawing 253-29



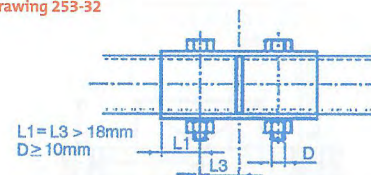
Drawing 253-30



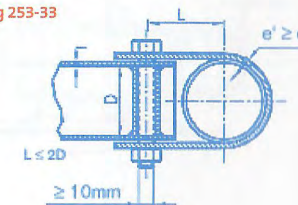
Drawing 253-31



Drawing 253-32



Drawing 253-33

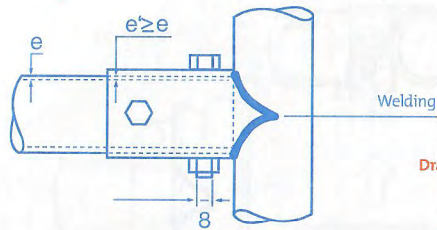


L must be minimum  
The clamp width must be at least 25mm

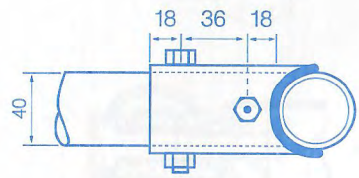
# Safety Cages

Drawings (continued)

Drawing 253-34

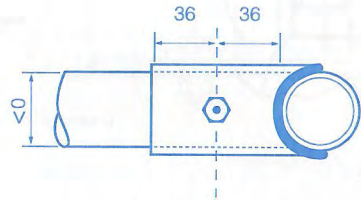
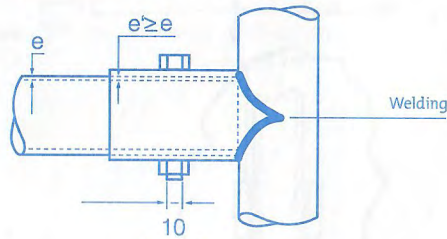


Dimensions in mm

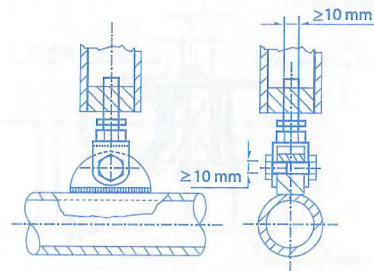
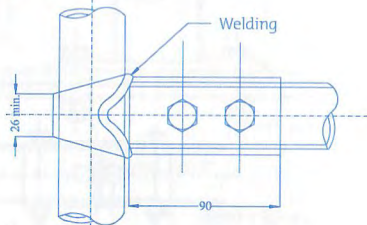


Dimensions in mm

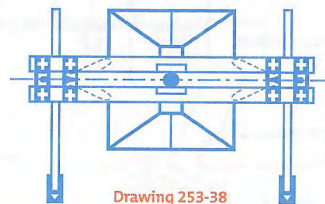
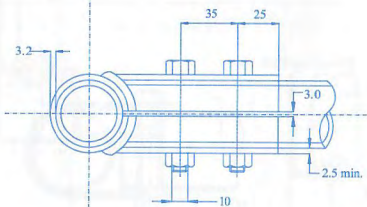
Drawing 253-35



Drawing 253-36



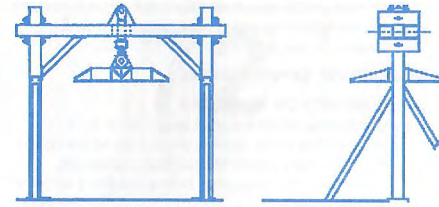
Drawing 253-37



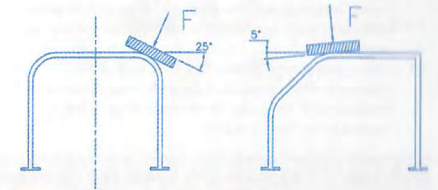
Drawing 253-38

# Safety Cages

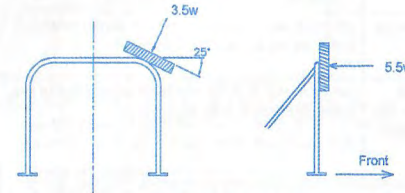
Drawings (continued)



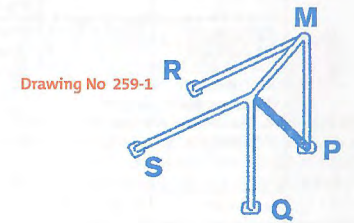
Drawing 253-38A



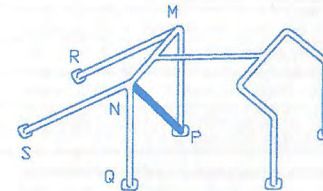
Drawing 253-38B



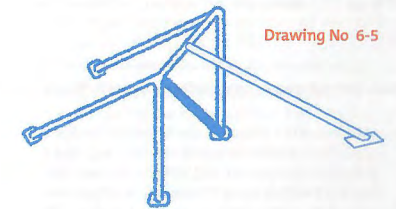
Drawing 253-38C



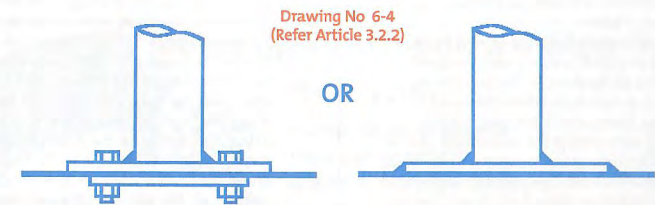
Drawing No 259-1



Drawing No 259-3



Drawing No 6-5



Drawing No 6-4  
(Refer Article 3.2.2)

OR

## SCHEDULE K – MARKINGS ON AUTOMOBILES

### I. INTRODUCTION

- 1.1 As required by NCR 147 and 155 the following are the requirements for Numbers, Signs, Markings and advertising on automobiles in competition.
- 1.2 Notwithstanding the requirements of this Schedule, CAMS shall have discretion in approving any sign not in conformity herewith, provided it is deemed to be a public service and/or beneficial to the sport. Any such variations shall be entered in the relevant vehicle log book.
- 1.3 The sporting regulations for a CAMS-approved championship, series, challenge etc, may make other requirements that vary, in whole or in part, the provisions of this schedule.

- 1.4 In the absence of the written approval of CAMS, and with the exception where such requirement is made in an approved set of sporting regulations, no sponsor and/or organiser may make any requirement or prohibition regarding signs on vehicles which is binding on competitors.

### MANDATORY IDENTIFICATION

#### 2. COMPETITION NUMBERS

- 2.1 Competition numbers shall be carried in such manner that in the opinion of the Clerk of the Course they are clearly visible. The location and size of competition numbers shall be in accordance with the following table:

Discipline	Application	Visibility	Front location & size	Side location & size
Racing	1st Category (Racing Cars)	Front & Sides	Nose of car. Size: Figure K-1	End plates of rear wing where fitted otherwise side of cockpit*. Size: Figure K-1 unless specified otherwise
	2nd Category (Open Cars)	Front & Sides	Forward of centreline of front wheels. Size: Figure K-1	On front doors or between front & rear wheels if there are no doors. Size: Figure K-1
	2nd Category (Closed Cars)	Front & Sides	Windscreen for all closed vehicles on the opposite side to the driver. Size: Figure K-3	Between the 'B' pillar and the trailing edge of the front wheelarch. Size: Figure K-1
	3rd Category (Touring Cars)			
	5th Category	Front & Sides	As per Racing, Sports or Touring Cars as applicable to each Historic Group, save that front numbers must be placed on the bonnet or nose of the vehicle as applicable.	
Superkarts	Superkart Technical Regulations			
Other Speed Events	All vehicles	Sides	As required by organisers	Front doors, rear windows or side of cockpit* as appropriate. Size: Figure K-2
Road	ARC Other Events	Australian Rally Championship Regulations Schedule R - General Requirements for all Rally Cars. Size: Figure K-2		
Off Road	All classes	General Requirements of Off Road Vehicles		
Motorkhana	Group 4H	Sides	As required by organisers	Front doors, rear windows or side of cockpit* as appropriate. Size: Figure K-2

\* Note: Defined as a vertical surface alongside the cockpit or the most prominent position possible on the side of the car.

- 2.2 Where figure K-1 applies the minimum width of the background shall be 245mm for single digit competition numbers and 450mm for two digit competition numbers. Where figure K-2 applies the minimum width of the background shall be 320mm for single digit competition numbers and 500mm for two digit competition numbers. Where competition numbers containing three digits are permissible (see Article 2.9) the minimum width of the background shall increase to 780mm.
- 2.3 Competition numbers in accordance with figure K-1 and figure K-2 shall be black on a white background for all races. The background for the number must be either a disc or rectangle. Where the background colour does not contrast with the colour of the coachwork the perimeter of the background shall be defined by a line the same colour as the number and a minimum of 5mm wide. Competition numbers in accordance with figure K-3 shall be "Dayglo" yellow with no background.
- 2.4 The competition number shall be of a typestyle as shown following:

1234567890

© Confederation of Australian Motor Sport Ltd. All use subject to Conditions of Use at [www.camsmanual.com.au](http://www.camsmanual.com.au)

Typestyles that comply with the above sample are "Helvetica Bold", "Zurich Bold" and "Arial Bold". For National Championships, or other approved series, an alternative typestyle may be specified in the Sporting Regulations whereupon such style shall be mandatory for each vehicle.

- No part of any numeral shall be closer than 40mm to any part of the adjoining numeral or to any part of the edge of the background and no part of other signs permitted hereunder shall be closer than 120mm to any part of the competition number.
- 2.5 Competition number "1" is reserved to recognise current Australian Champion drivers in each applicable category or discipline. Where a champion driver elects not to use number "1" it shall be withheld from use for the appropriate period. State Councils may allocate number "1" for use by State Champions where such use does not conflict with a National Championship. The exclusive use of the number "1" by the current champion will not apply to rallies.
- 2.6 Use of number "1" other than that specified in Article 2.5 shall be at the organiser's discretion and applicable to individual events only.
- 2.7 Any number commencing with "0" is not permitted

Figure K-1

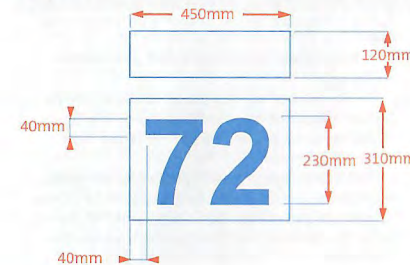


Figure K-3



Figure K-2

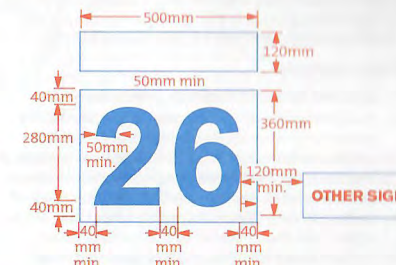


Figure K-4



- 2.8 For all vehicles of the 1st and 2nd Categories and for all National Championships or series, the competition number shall not contain more than two digits.
3. DRIVER NAME
- 3.1 In all races forming part of an Australian Championship for closed cars the surname of each driver must be displayed on the lower edge of each rear-most side window or, if this is not possible, in a suitable location as approved by the Chief Scrutineer. The letters shall be of uniform style, 100mm and 60mm, white in colour and without background, using a capital for the first letter of the name, and lower case for all other letters (see figure K-4). For grammatical correctness other letters of the surname may use a capital letter (eg, MacDonald, Holmes-Walker, O'Riordan). The typestyle shall be as required for competition numbers (see article 2.4). In all other competitions for closed cars, such display is optional, but if used, shall comply with this Regulation. For international events the national flag of the ASN of each driver and co-driver where applicable shall be displayed adjacent to the name.
- 3.2 Where there is insufficient space or no window to display the name/s in accordance with Article 3.1, the turret/door frame immediately above the side glass line may be used for the driver's name. In such cases the names shall be displayed in accordance with Article 3.1 save that the letters shall be displayed on a black background.

#### 4. PC LICENCE HOLDERS

- 4.1 In any race automobiles driven by the holders of PC Licences for Drivers shall carry a plate carrying the capital "P" similar in size and design to those approved by Australian authorities for civil probationary or provisional drivers. In all cases this shall be red on a white background or white on a red background, mounted so that it is clearly visible from the rear of the automobile at a distance of 100m in daylight.

#### 5. CAMS LOGO

- 5.1 In all competitions of State Championship and above, with the exception of those for 5th Category vehicles, the CAMS logo shall be carried on the car. For cars other than the 1st Category the logo shall be positioned adjacent to, and in a plane in line with the top of the competition number. (Note: self-adhesive CAMS logos are available from State offices.) Sporting regulations may specify an alternate location which shall be considered on application to CAMS.

#### 6. MANDATORY ADVERTISING SPACE

- 6.1 Above or below the background of the side numbers, a surface having the same width as the background (in any case at least 450mm wide on 1st Category and Sports Cars and 500mm on other cars), and of a height of at least 120mm, shall be left free of advertising. This space shall be used at the discretion of CAMS, which may use it for advertising purposes, or which may delegate to the organisers authority to use that space. On cars on which such an area



## Motor Sport Graphics & Sign Specialist

For all your:

- competition numbers
- race car graphics
- stickers & fridge magnets
- event signs (banners, corflute, etc)
- large format photo printing (A4 to huge)

- doorplates
- drivers names
- team clothing

**wholesale prices for CAMS clubs & organisations**

16 Pokolbin St, Kearsley NSW 2325 - Ph: 0412 168 295 - Email: [laurie@racesigns.com.au](mailto:laurie@racesigns.com.au) - Web: [www.racesigns.com.au](http://www.racesigns.com.au)

© Confederation of Australian Motor Sport Ltd. All use subject to Conditions of Use at [www.camsmanual.com.au](http://www.camsmanual.com.au)

is not available due to coachwork limitations the competitors shall keep free of any advertising an equivalent surface in the immediate vicinity of the background (see figure K-1 and figure K-2).

#### OTHER SIGNAGE

##### 7. USE OF WINDSCREEN & WINDOWS

7.1 It is permissible to use the opaque area around the perimeter of a windscreen or window for signage purposes when such area of windscreen or window is bonded to the coachwork. The permissible area must be as defined by the manufacturer on the surface of the windscreen or window. Such a border may not be varied from that provided by the manufacturer.

7.2 Signs or advertisements may not be placed on any windscreen, side or rear window with the exception of the following allowances:

7.2.1 Subject to articles 3.1 and 7.1 of this Schedule.

7.2.2 On the top of the windscreen on a background free as to colour and depth, subject to the lettering and devices being placed only within the upper 200mm of the windscreen surface.

7.2.3 On the rear window up to 85mm depth located at the top or bottom of the window provided that it does not interfere with the driver's visibility.

##### 8. ARABIC NUMERALS & TRADE MARKS

8.1 Arabic numerals used as part of any sign must not, in the opinion of the Clerk of the Course, be deemed to cause any confusion with the vehicle's competition number. The Clerk of the Course at his sole discretion, may require that any signage deemed to cause such confusion be removed.

8.2 Arabic numerals may be used subject to the forgoing and the following additional requirements:

8.2.1 On the sides of the car no part of the numeral shall come within 120mm of a competition number and shall be of a colour contrasting with the competition number.

8.2.2 In all instances such numerals shall be of a colour contrasting with the competition number.

##### 9. OTHER REGULATIONS

9.1 No sign or advertisement shall be permitted to be indecent or in breach of good taste. The Clerk of the Course at any meeting shall be authorised to refer to the Stewards of the Meeting any sign which he deems to be contrary to the requirements of this paragraph and the stewards' decision thereon shall be final in respect of that meeting. See NCR 1.69(xi).

9.2 The lettering of all numerals and letters in all signs referred to in this Schedule and these Rules shall be carried out in a neat, regular and professional manner. The Clerk of the Course, on the advice of the Scrutineers, may recommend to the Stewards of the Meeting the re-lettering of any sign or part of a sign etc, which in their opinion fails to comply with the requirements of this paragraph. The stewards' decision thereon shall be final in respect to that meeting.

9.3 Registration labels, club badges (for CAMS-affiliated clubs) and official number plates shall not be deemed to be advertising with regard to this Schedule.

9.4 Signage retained to the vehicle structure solely by magnetic means is not permitted.

9.5 Where required, markings in accordance with Schedules A, B and C must be provided.

#### 10. HISTORIC CARS

10.1 In the case of Historic Cars competing under the 5th Category Regulations the following provisions shall apply:

10.1.1 The original style of paintwork and livery is encouraged.

10.1.2 The name of the driver may be shown on the vehicle, appearing once on either side in a position below the window line, in a size not larger than 40mm by 300mm.

10.1.3 A club badge, of an acceptable motoring club, may appear on the vehicle. Each badge must be not larger than 150mm by 100mm and must be placed below the window line. Only two such badges are permitted.

10.1.4 The territory of origin of the driver may be shown on the vehicle. Each sign must be not larger than 100mm by 150mm and must be placed below the window line. Only two such signs are permitted, one on each side of the vehicle.

10.1.5 No other advertising material or sign is permitted unless evident in the applicable group period (see relevant Group regulations in 5th Category) or, upon application by a promoter, specific approval is granted by the Historic Commission to allow the display of event sponsor signage. Applications should be submitted at least three months prior to the event in question. If approved, the positioning of such signage on the various Groups of historic vehicles shall be determined by the Commission, having regard to vehicle type and historic precedent. Dimensions of any such signage must be in accordance with the restrictions set out in FIA Appendix K.

10.1.6 **Competition Numbers:** Competition numbers carried by 5th Category vehicles must comply with the requirements of Schedule K, article 2 Competition Numbers, except as follows:

- Groups J, K, L, Sa and Na are exempted from the requirements as to background specified in Article 2.3.
- Notwithstanding the prescriptions of article 2.3, all 5th Category vehicles which have a disc or rectangular background to the competition number may carry either black numbers on a white background or white numbers on a black background.
- Applications for exemption from the requirements as to background specified in article 2.3 and/or for the carriage of numbers differing in typestyle, size, colour or placement to the normal requirements may be made in individual cases where the specified vehicle competed in such a visual form during the relevant group period. Approvals to such applications will be evidenced by inclusion in the Certificate of Description of photographs showing the approved style of competition number on the car.

## SCHEDULE L - VEHICLE LOG BOOKS

1. At each race meeting, each State level and higher Speed Event, each Rally (other than Introductory) and Off Road event, the competitor shall produce a properly-entered vehicle log book and, for 5th Category automobiles, the relevant Certificate of Description (CoD) issued by CAMS. Failure to present such vehicle log book and/or CoD when the relevant automobile is presented for scrutineering may involve exclusion of the automobile concerned from the relevant competition, unless the automobile is of the 5th Category and subject of a Temporary Permit to Compete. Notwithstanding these requirements, a current road-registered vehicle can compete at State-level and below Speed Events without a CAMS log book and CAMS may permit the entry to other Speed Events nominated by CAMS of certain automobiles without requiring the issue of a vehicle log book in respect to them. In addition, CAMS may require the competitor to produce a current and valid vehicle log book at other events. Each State Council is authorised to permit members to compete in club and multi-club rallies without the necessity to obtain a vehicle log book, provided that such exemption is granted to each automobile owner not more than once in each calendar year.

The Stewards of the Meeting may, however, permit the automobile to practice upon payment of a fine (see Appendix R) and completion of a Statutory Declaration that the automobile is subject to a current and valid log book. Should the relevant log book not be produced prior to the competition, the automobile will not be permitted to compete save upon the explicit authority of the Stewards, subject to whatever conditions they may impose. Failure to produce the log book may result in the competitor/s being charged with an offence.

It shall be required that if an automobile competes at a meeting in respect of which the possession of a log book is not required, and such vehicle nevertheless is the subject of a log book, then the log book shall be presented at such a meeting.

2. The vehicle log book shall contain a description and specification of the automobile to which it refers, together with such other information as may be from time to time required by CAMS. Only one log book shall be issued for each automobile (other than by way of extension or replacement), and the possession of more than one log books for any automobile at one time shall be deemed an offence against these Rules.
3. CAMS will issue a vehicle log book only upon written application signed by the bona fide owner of the relevant automobile, and upon payment by such owner of a fee as stated in Appendix R to these Rules (Fees & Charges Payable to CAMS – refer to CAMS website). The log book remains the property of CAMS, and must be returned to CAMS on request.
4. Notwithstanding the issue by CAMS of such vehicle log book the said log book shall be deemed invalid if:
  - (i) the specification therein, or any of them, are found upon examination by a scrutineer to differ from the specifications laid down in the relevant automobile's homologation or Recognition Certificate, or (in the event that such certificate is not available for whatever reason) from the specifications laid down for the make and model concerned by the relevant manufacturer (3rd Category automobiles only); or the automobile is found, upon examination by a scrutineer, to differ from the specifications stated in the vehicle log book and/or CoD; and the presentation of the automobile for scrutiny under either of the contingencies foreseen in subparagraphs (i) or (ii)

of this paragraph shall be deemed a breach of these Rules, and punishable accordingly.

5. Amendments to the vehicle log book shall be made only by CAMS and upon the completion of a written application by the bona fide legal owner of the automobile concerned.
6. Any alteration to the specifications of an automobile, or any change in its bona fide legal ownership, shall necessarily involve the return of the relevant vehicle log book to CAMS for the recording of each alteration or change.
7. Entries in a log book may be made only by the Chief Scrutineer or his deputy, the Stewards of the Meeting, a CAMS Technical Commissioner, a permanent employee of CAMS or, in the case of an Historic Log Book, by an Historic Eligibility Officer. Such endorsements may be cancelled or noted as having been complied with, only by one of the above persons.
8. Any person or body competing, or offering or attempting to compete, in any competition for which a valid vehicle log book is required while not in possession of a relevant and valid vehicle log book shall be liable to penalties under these Rules; or having so competed shall be excluded from the results of such competition without prejudice to the infliction upon him of further penalties under these Rules.
9. No automobile for which a new log book has been issued may compete in, or practice for, any event until it has been subjected to a pre-event inspection by an authorised scrutineer and subsequently approved.

#### 10. LOG BOOK PROVISIONS – FOREIGN VEHICLES

The following provisions shall apply to vehicles which are not permanently kept in Australia.

##### International Events

Refer FIA International Sporting Code. There is no requirement for a log book to be presented, except that where a log book is issued for a car by an FIA National Sporting Authority (ASN) it shall be presented upon request.

##### National Events and below

A vehicle log book issued by an ASN other than CAMS may be presented in lieu of a CAMS Vehicle Log Book, subject to the following:

- The vehicle may be used in Australia for a period of 12 months from the first Australian entry in the log book at a CAMS sanctioned event. If the vehicle is used in a motor sport event in another country, which must be noted in the log book, then the 12 month period shall commence again from the next entry in the log book from a CAMS sanctioned event.
- If the vehicle is to be used in Australia beyond the initial 12 months from the date of the first Australian entry in the log book, the car shall be considered to have been imported on a permanent basis and a CAMS log book shall be required from that point in time.
- Where CAMS issues a replacement log book, CAMS may recognise the date of first issue of the original log book in respect of the application of any relevant technical regulations.

If the vehicle is not subject of a log book issued by an ASN, and the vehicle would otherwise be required to be subject of a log book, the vehicle may only be used in competition where the competitor holds a licence issued by an ASN other than CAMS or Motorsport New Zealand. This approval is valid only while competing under the provisions of Article 16 of the ISC on a Foreign Participation Visa.

## SCHEDULE M - SCATTER SHIELDS

### I. APPLICATION

A scatter shield complying with the specification below must be fitted to:

- (i) Front-engined Sports Sedans or Improved Production vehicles which have undergone an engine change, or which are fitted with a transverse engine/transmission assembly.
- (ii) Front-engined Sports Cars and front-engined Category 1 cars, in which a derangement of the clutch-flywheel assembly could pose a hazard to the driver.

Excepted from the above requirements (i) and (ii) are those cars upon which the entire clutch-flywheel housing is, in plan view, forward of all parts of the driver's body when he is seated normally in the car.

- (iii) Any rear- or mid-engined Category 1 or 2 car:
  - in which derangement of the clutch-flywheel assembly could present a hazard to the driver; or
  - which is fitted with a transverse engine/transmission assembly; or
  - on which the clutch-flywheel assembly extends to within 250mm of the rear of the driver's seat, when such seat is at the rearmost extremity of adjustment.

**Note:** Historic cars when competing in events exclusively for such cars are exempted from this requirement.

### EXPLANATORY NOTE:

Save for automobiles of the 5th Category, the log book serves as an identification for the automobile, and a means of communication from one competition to the next.

It also records the automobile's ownership. The log book is not *prima facie* evidence of the automobile's eligibility for a particular category or group, nor is it a certificate of compliance. Any automobile may compete in any category or group for which it is eligible, and is thus determined at the time of scrutiny of the automobile.

When an automobile is entered in a competition for a class or category other than that noted in the log book it shall comply with the conditions for that other class or category.

### 2. SPECIFICATION

- 2.1 The shield must be so fitted as to minimise the risk of injury in case of flywheel and/or clutch failure. It must be of safe construction.
- 2.2 The shield must be fitted under the floor or, in appropriate cases, in the engine compartment. It must not rely on floor or toeboard for strength and it must be securely mounted.
- 2.3 The shield must be of sufficient width and length to protect the occupant of the driver's seat.
- 2.4 The shield must be of a thickness of:
  - 6mm if mild steel plate;
  - 3mm if tungsten impregnated alloy steel plate;
  - 6mm if Alcoa aluminium alloy A5083H321.

Specifications of alternative materials may be submitted to CAMS for evaluation before installation or manufacture.

### 3. ALTERNATIVES

A scatter shield may be dispensed with on vehicles where the construction of the flywheel/ clutch housing is such that it meets or exceeds the requirements herein, eg, a housing fabricated from mild steel plate of 6mm thickness or is otherwise in compliance with the SFI 6.1, 6.2 or 6.3 standards.

A transmission blanket to the SFI Spec. 4.1 is acceptable as an alternative to one fabricated from metal as above.

## SCHEDULE N - FUEL TANKS AND REFUELLING

### Part I - Fuel Tanks (State Level and above Race Meetings only)

#### I. 1ST CATEGORY CARS

- 1.1 It is compulsory for each Formula 4000 and Formula 2 car, and each car with a fuel capacity in excess of 50 litres, to be equipped with a fuel tank/s either fitted with fuel tank foam, or fitted with a safety-type fuel tank as approved by the FIA.
- 1.2 Tank fillers and caps must not protrude beyond the coachwork. The caps must be designed in such a way as to ensure an efficient locking action which reduces the risk of an external opening following a crash impact or incomplete locking after refuelling. Fillers must be placed away from points which are vulnerable in case of a crash. The air vents must be located at least 250mm to the rear of the cockpit.
- 1.3 Each Formula 2 car first registered with CAMS after 1 January, 1977, and all those in which the fuel tank is within 100mm of the outside surface of the car, shall be fitted with a crushable structure.
- 1.4 It is recommended that car owners adopt as a guide the following specifications for the fuel tank surround, and incorporate this in their cars:

Thickness	1.5mm
Material	Aluminium
Tensile strength	215 MPa
Minimum elongation	5%

#### 2. CARS OF THE 2nd, 3rd AND 4th CATEGORIES

- 2.1 Each car of the 2nd Category must be fitted with fuel tank/s of capacity no greater than specified in 2.7 below. The fuel tank/s must be fitted with fuel tank foam or the tank/s must be of a safety type approved by the FIA. In races of less than 30 minutes' duration, road-registered cars need not comply with this requirement.
- 2.2 From 1 January, 1974, all vehicles not previously registered with CAMS or of a model for which a log book has not previously been issued, must be fitted with fuel tanks of capacity no greater than specified in 2.7 below.
- 2.3 In 3rd Category vehicles, unless otherwise specified in the Group Regulations, it is permitted to replace original fuel tanks with FIA bladder tanks provided the fuel capacity does not exceed that specified in 2.7 below.
- 2.4 Should "dry-break" fuel couplings be fitted then a FIA-approved tank is required (see 2.5 below for exception). The fuel filling port must then be relocated and in such relocation:
  - (i) the original fuel port/s shall be rendered inoperative;
  - (ii) the valve receiver mounting must be installed in the appropriate external panel in such a way as to prevent entry of fuel into the boot compartment in the event of spillage;
  - (iii) a flexible connection between the valve receiver mounting and the top of the fuel tank is permitted.

**See Part 2 for further information regarding refuelling with dry-break couplings.**

- 2.5 If dry-break fuel couplings are fitted to a Series Production Car equipped with standard fuel tanks as supplied by the manufacturer and the tank remains unmodified in all other respects (including baffling, foam filling and modifications to the filler neck or venting stem), any consequential increase in fuel

capacity will be acceptable. However, the fitment of the refuelling and vent orifices must be as close as practical to the fuel tank; the size of the refuelling pipe from the rear of the dry-break coupling to the original filler neck of the fuel tank must be no greater than that of the OD of the exit of the dry-break bulb; and the route of the filler and vent pipes from the dry-break bulbs to the fuel tank must be as short as practical.

- 2.6 Any installation of LP Gas to vehicles must be in accordance with the requirements of AS 1425 (1989). Fuel tanks may be made demountable utilising appropriate self-sealing connections on fuel hoses.
- 2.7 The maximum capacity of fuel tanks fitted to cars of the 2nd, 3rd and 4th Categories, except as provided above, shall be:

Up to 700cc	60 litres
701-1000cc	70 litres
1001-1400cc	80 litres
1401-1600cc	90 litres
1601-2000cc	100 litres
2001-2500cc	110 litres
Over 2500cc	120 litres

- 2.8 Each car of the 3rd and 4th Categories competing in races scheduled to extend more than 30 minutes, which is not fitted with a safety-type tank approved by the FIA, must have its fuel tank fitted with fuel tank foam.

#### 3. GENERAL

- 3.1 The requirements of this Schedule N do not apply to Club- or Multi-Club-level race meetings, nor to cars participating in races exclusively for production-based cars.
- 3.2 Cars first registered with CAMS after 1 January, 1977, are not permitted to have fuel tanks forming part of the stressed structure of the car.
- 3.3 In all circuit races, refuelling in pit lane may be undertaken only under the conditions prescribed in Part 2 hereof.
- 3.4 **Note:** Refer also to relevant technical regulations for the category/class.

## SCHEDULE N - FUEL TANKS AND REFUELLING

### Part 2 - Refuelling in Pit Lane

#### 1. GENERAL

- 1.1 For any refuelling undertaken in pit lane, during any testing, practice, qualifying or race, the following procedures must be adopted, unless Supplementary Regulations provide otherwise.
- 1.2 Any refuelling in a pit or paddock area not utilising these procedures must be undertaken either with a vehicle totally within a pit garage or in the area of the paddock specifically designated for the purpose of refuelling, and must be completed with the engine turned off.
- 1.3 Under no circumstances will refuelling be permitted on the circuit.
- 1.4 When event regulations allow the use of any alternative refuelling equipment, those regulations shall prescribe all relevant conditions, including capacity of permitted refuelling containers and the requirements for delivery hose/s.
- 1.5 The regulations regarding the use of overhead rigs are compatible with FIA requirements and are thus acceptable for international events. The use of chums during competition is prohibited.
- 1.6 Refuelling in pit lane is not permitted unless it is specifically authorised in the Supplementary or Further Regulations for the event.

#### 2. SAFETY

- 2.1 **Area:** The area of the pit garage in which the fuel reservoirs are situated must be adequately ventilated and have unimpeded access from front and rear of the pit garage. A minimum quantity of extinguishment (9kg if dry powder type), which must be in either one or two extinguishers must be available for use in each pit. The area must be clean and free of potentially flammable materials eg, paper, rags, oily fabrics etc.
- 2.2 **Pit Crew:** As prescribed in Race Meeting Standing Regulations, the maximum number of attendants handling refuelling-related procedures will be four, their designated tasks will be as follows:
  - Fire attendant;
  - Two hose attendants;
  - One rig cut off valve attendant.

All attendants will be required to be attired as per Schedule D, art. 4.6. Balaclavas must be worn and any resultant exposed areas (eg, eyes) must be covered to minimise risk of injury from flash fire burns (eg, by goggles). The wearing of a full face helmet is recommended in addition to the above.

Any other pit crew members whose tasks place them within one metre of the refuelling valve on a vehicle will be required to wear clothing as listed in above for fuel attendants.

For the entire time of a pit stop during which any refuelling operation is undertaken, it will be compulsory for the fire attendant to be ready to attend to any fire which may occur. The fire attendant must stand near the car and the overhead rig, poised with the extinguisher ready to operate.

- 2.3 **Emergency Cut-Off Valve:** It will be compulsory for any refuelling operation which incorporates an overhead rig that the rig be equipped with a ball-cock or similar fast action valve which must work on the "dead man" principle. This valve must be attached directly to the fuel reservoir. See diagram 2. The emergency cut-off valve attendant must hold the valve open only during the refuelling operations. When pressure on the handle of the cut-off valve is released, the valve must immediately close, stopping

the flow of fuel from the reservoir. The closing principal must not rely on the action of gravity alone.

- 2.4 **Approval of Installations and Equipment:** All installations and equipment must be specifically approved by the Chief Scrutineer of the Meeting or his nominee prior to any competition during which refuelling is permitted in pit lane. Event supplementary regulations will provide further details of times etc. for the inspection.
- 2.5 **Earthing:** During any refuelling operation, it is strongly recommended that vehicles to be electrically connected to earth, viz:
  - (i) Each pit is equipped with two grounding connections. Vehicles must be equipped with a suitable terminal to which one of these connections may be attached.
  - (ii) The refuelling system (including tower, tank, hose, nozzle, valves and vent bottle) must be connected to one of the grounding connections detailed above for the duration of the race.
  - (iii) The car must be connected to the other grounding connection for the duration of all refuelling operations.
  - (iv) No fuel hose connection may be made unless conditions (ii) and (iii) have been fulfilled.
- 2.6 **Vehicle movement:** The vehicle must be stationary at all times during refuelling.

#### 3. FUEL TANKS (VEHICLES)

Refer to Schedule N (Part 1) and the relevant Technical Regulations for requirements of fuel tanks.

#### 4. STANDARD COUPLING

Unless specifically authorised otherwise by CAMS and published in the event regulations, all refuelling operations must be carried out utilising a Siamese dry-break system. A dry-break system is deemed to consist of two separate units, the receiving unit and the probe unit together with the associated hoses, valves etc. The general design of the receiving unit and probe unit is included at diagram 1.

A male probe unit shall be fitted to each refuelling hose.

The receiving units shall be fitted to the vehicle, under the conditions listed in the technical regulations for the relevant category.

It is permitted to only use one receiving valve to permit the entry of fuel into the tank, and one receiving valve for connection to the return vent. **Maintenance:** Competitors are advised it is extremely important to maintain all refuelling equipment in good working order. O-rings must be regularly inspected and replaced if there are any signs of expansion or damage. Springs and tracks must also be regularly inspected and kept lubricated during those times the refuelling valves are not in operation.

#### 5. REFUELLING

Refuelling may only be undertaken by an overhead rig.

##### 5.1 Refuelling by Overhead Rig

- (i) **General:** This system envisages fuel being stored in a single rigid tank of fixed capacity (see Note), at a specific maximum height above the pit lane. Vehicles will be refuelled via a single flexible hose which in turn is fitted with a male probe unit of standard design (see article 4) with a single return vapour line to the overhead rig.
- (ii) **Design Requirements:** The maximum height of any part of the rig which contains fuel is two metres above the pit lane. Only non-fuel holding connections

and vents are permitted above two metres.

The maximum capacity of the reservoir including the delivery hose is 220 litres which must in all circumstances allow 10% ullage (air space). See Note.

A single delivery hose, which must be of a flexible rubber or a fuel resistant reinforced plastic material must be connected to the "dead man" valve.

The flexible part of the hose must be at least 2.5m in length and of an ID no greater than 50mm (2").

The flexible hose must be connected to the male probe. A solid connecting sleeve (maximum length 300mm) is permitted between the hose and the probe, to assist with ease of handling.

All parts of the refuelling system, including the male probe, the flexible hose, any connection sleeve, the cut-off valve and the reservoir must be electrically continuous and efficiently grounded.

The reservoir must be vented via an explosion safe shielded vent.

A filling orifice (maximum dimension 50mm) may be fitted to the main reservoir. Any refilling operations to the main reservoir must be carried out bearing in mind civil Occupational Health and Safety regulations.

No artificial pressurisation of the reservoir is permitted.

The vent must be open to the atmosphere and only atmospheric pressure may be exerted on the fuel in the main reservoir.

Any device which changes the ambient temperature of the fuel is prohibited.

The rig shall not be moved once filled and must be completely drained before moving.

The fire attendant must be "ready for action" during any refilling operations.

- (iii) **Use:** The rig, including the reservoir, return and delivery hose, must either remain behind the pit wall or be contained entirely within the pit garage. The delivery hose may only be moved into pit lane from the pit garage a maximum of three minutes prior to any pit stop. While in pit lane, the delivery hose must at all times be held by the relevant attendant.

#### 6. VENTING DURING REFUELLING OPERATIONS

In all refuelling operations, the fuel tank/s of the vehicle must be vented through a standard coupling (see article 4), by a return vent integrated with the filler coupling as a Siamese unit.

##### 6.1 Return Vents

- (i) **General:** The return vent allows a fuel tank of a car to be vented to the ullage space in the reservoir of the overhead refuelling rig (see diagram 2).
- (ii) **Design Requirements:** Maximum internal diameter at vent hose is 50mm (2").

The vent hose must only return to the reservoir tank.

The reservoir of the main tank must be vented externally to any pit garage.

Diagram 1: General Design of Dry-break Coupling

Standard coupling  
(probe and receiver unit)

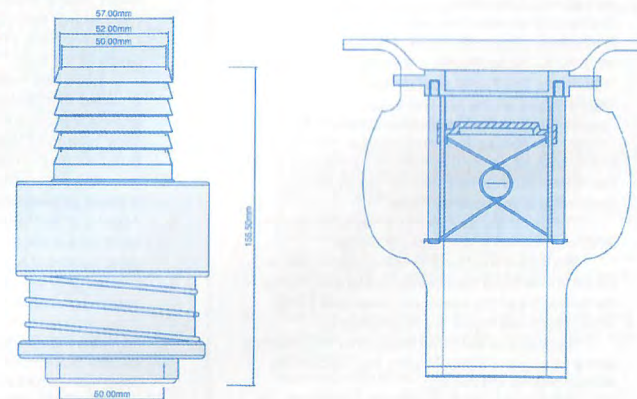


Diagram 2: Overhead rig with fuel hose and return vent

